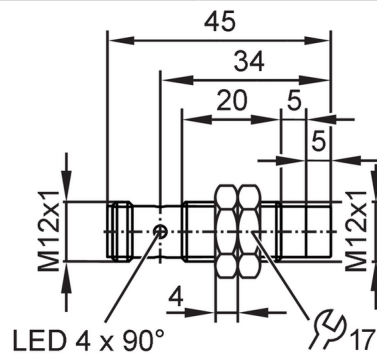




Inductive sensor

IFB3008-BPKG/K1/V4A/US-104



Product characteristics	
Electrical design	PNP
Output function	normally open
Sensing range [mm]	8
Housing	threaded type
Dimensions [mm]	M12 x 1 / L = 45
Application	
Special feature	Gold-plated contacts; Increased sensing range; Correction factor K = 1; Magnetic-field immune
Application	material handling; refrigerated warehouse / shock freezing; Suitable for industrial, mobile, cooling and lubricating applications; Industrial applications / factory automation
Magnetic-field immune	yes
Max. magnetic field immunity [mT]	300
Electrical data	
Operating voltage [V]	10...30 DC
Current consumption [mA]	< 20
Protection class	III
Reverse polarity protection	yes
Outputs	
Electrical design	PNP
Output function	normally open
Max. voltage drop switching output DC [V]	2.5
Permanent current rating of switching output DC [mA]	100
Switching frequency DC [Hz]	2000
Short-circuit protection	yes
Overload protection	yes
Detection zone	
Sensing range [mm]	8
Real sensing range Sr [mm]	8 ± 10 %
Operating distance [mm]	0...6.48
Increased sensing range	yes

IFS298



Inductive sensor

IFB3008-BPKG/K1/V4A/US-104

Accuracy / deviations		
Correction factor	steel: 1 / stainless steel: 1 / brass: 1 / aluminium: 1 / copper: 1	
Hysteresis [% of Sr]	3...15	
Switch point drift [% of Sr]	-10...10	
Correction factor K = 1	yes	
Operating conditions		
Ambient temperature [°C]	-40...85	
Protection	IP 65; IP 66; IP 67; IP 68; IP 69K	
Tests / approvals		
EMC	EN 61000-4-2 ESD	4 kV CD / 8 kV AD
	EN 61000-4-3 HF radiated	10 V/m
	EN 61000-4-4 Burst	2 kV
	EN 61000-4-6 HF conducted	10 V
	EN 55011	class B
Vibration resistance	EN 60068-2-6 Fc	20 g (10...3000 Hz) / 50 sweep cycles, 1 octave per minute, in 3 axes
Shock resistance	EN 60068-2-27 Ea	100 g 11 ms half-sine; 3 shocks each in every direction of the 3 coordinate axes
Continuous shock resistance	EN 60068-2-27	40 g 6 ms; 4000 shocks each in every direction of the 3 coordinate axes
Fast temperature change	EN 60068-2-14 Na	TA = -40 °C; TB = 85 °C; t1 = 30 min; t2 = < 10 s; 50 cycles
Salt spray test	EN 60068-2-52 Kb	severity level 5 (4 test cycles)
MTTF [years]	473	
Embedded software included	yes	
UL approval	Ta	-25...70 °C
	Enclosure type	Type 1
	voltage supply	Limited Voltage/Current
	UL approval no.	A005
	File number UL	E174191
Mechanical data		
Weight [g]	22.5	
Housing	threaded type	
Mounting	non-flush mountable	
Dimensions [mm]	M12 x 1 / L = 45	
Thread designation	M12 x 1	
Materials	stainless steel (316L/1.4404); sensing face: LCP white; LED window: PEI; lock nuts: stainless steel (316L/1.4404)	
Displays / operating elements		
Display	switching status	4 x LED, yellow
Accessories		
Items supplied	lock nuts: 2	
Remarks		
Pack quantity	1 pcs.	

IFS298

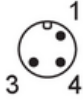


Inductive sensor

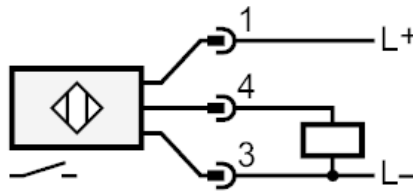
IFB3008-BPKG/K1/V4A/US-104

Electrical connection - plug

Connector: 1 x M12; coding: A; Contacts: 3, gold-plated



Connection



Diagrams and graphs

Installation

