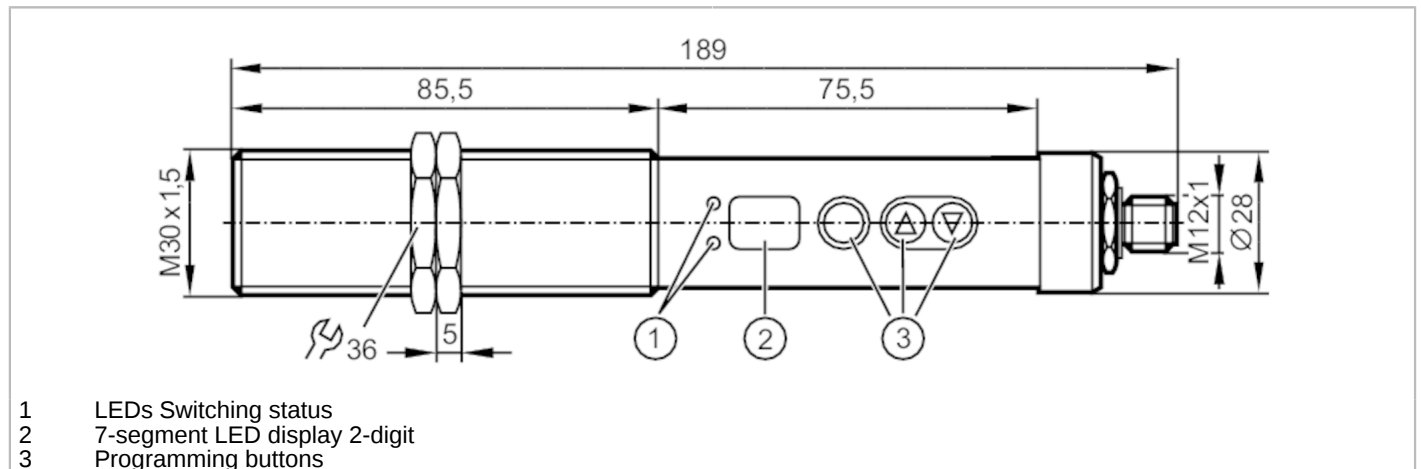


# TW7001



## Infrared temperature sensor

TW-006CNDM30-QFPKG/US



Product characteristics	
Number of inputs and outputs	Number of digital outputs: 2
Measuring range	250...1250 °C 482...2282 °F
Application	
Application	tempering temperatures; graphite; ceramics; metals; forging; sintering; heat treatment; rolling
Electrical data	
Operating voltage [V]	10...34 DC
Current consumption [mA]	30; (24 V)
Protection class	III
Inputs / outputs	
Number of inputs and outputs	Number of digital outputs: 2
Inputs	
Test input	test function active at $U(\text{test}) > 9 \text{ V}$
Outputs	
Total number of outputs	2
Output signal	switching signal
Electrical design	PNP
Number of digital outputs	2
Output function	normally open / closed; (configurable)
Max. voltage drop switching output DC [V]	2.5
Permanent current rating of switching output DC [mA]	150
Short-circuit protection	yes
Type of short-circuit protection	yes (non-latching)
Overload protection	yes
Monitoring range	
Wave length range [µm]	1...1.7

# TW7001



## Infrared temperature sensor

TW-006CNDM30-QFPKG/US

Measuring/setting range		
Measuring range	250...1250 °C	482...2282 °F
Factory setting	SP1 = 25 %; rP1 = 23 %; SP2 = 75 %; rP2 = 73 %	
Set point SP	250...1240 °C	482...2264 °F
Reset point rP	250...1240 °C	482...2264 °F
In steps of	10 °C	18 °F
Resolution		
Resolution of switching output	[K]	10
Resolution of display	[K]	10
Accuracy / deviations		
Accuracy	[K]	< ± 1 %; (< ± 1 % of MEW (degree of emission = 1 and T = 23 °C))
Reaction times		
Response time	[ms]	2
Software / programming		
Adjustment of the switch point	Programming buttons	
Parameter setting options	Hysteresis; normally open / closed; switch-on/switch-off delay	
Operating conditions		
Ambient temperature	[°C]	0...65
Storage temperature	[°C]	-20...80
Max. relative air humidity	[%]	95; (non condensing)
Protection		IP 65
Tests / approvals		
EMC	DIN EN 61000-4-2 ESD	4 kV CD / 8 kV AD
	DIN EN 61000-4-3 HF radiated	10 V/m
	DIN EN 61000-4-4 Burst	2 kV coupling clamp
	DIN EN 61000-4-5 Surge	0,5 / 1 kV
	DIN EN 61000-4-6 HF conducted	10 V
	EN 55011 emission	class B
Shock resistance	DIN EN 60068-2-27	30 g (11 ms)
Vibration resistance	DIN EN 60068-2-6	5 g (10...2000 Hz)
MTTF	[years]	116.9
Mechanical data		
Weight	[g]	433.5
Housing		Threaded type
Dimensions	[mm]	M30 x 1.5 / L = 189
Thread designation		M30 x 1.5
Material		threaded sleeve: stainless steel (1.4305 / 303); operator interface: polyester
Lens material		front lens:tempered optical glass
Displays / operating elements		
Display	Switching status	2 x LED, yellow
	Function display	7-segment LED display, 2-digit
	Measured values	7-segment LED display, 2-digit
Operating elements	3	Pushbuttons

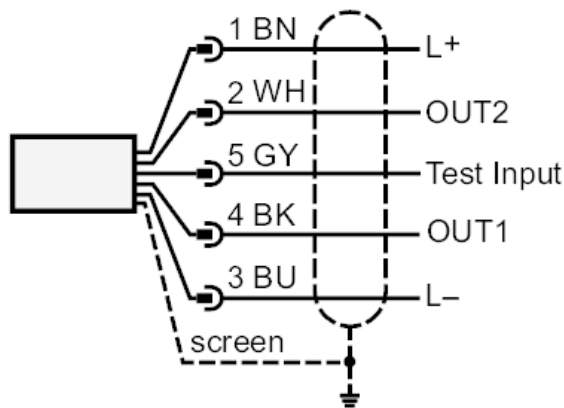
# TW7001



## Infrared temperature sensor

TW-006CNDM30-QFPKG/US

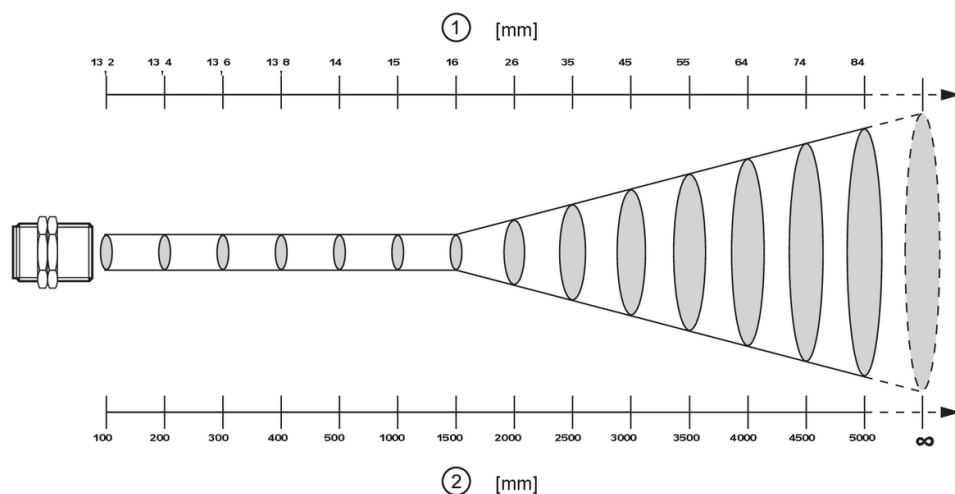
Accessories	
Items supplied	lock nuts: 2
Remarks	
Remarks	MW = Measured value MEW = Final value of the measuring range
Pack quantity	1 pcs.
Electrical connection	
Connection	



Core colors :	
BK =	black
BN =	brown
BU =	blue
GY =	grey
WH =	white

Connector: 1 x M12

## Diagrams and graphs



- 1 diameter of the measured spot
- 2 measuring distance