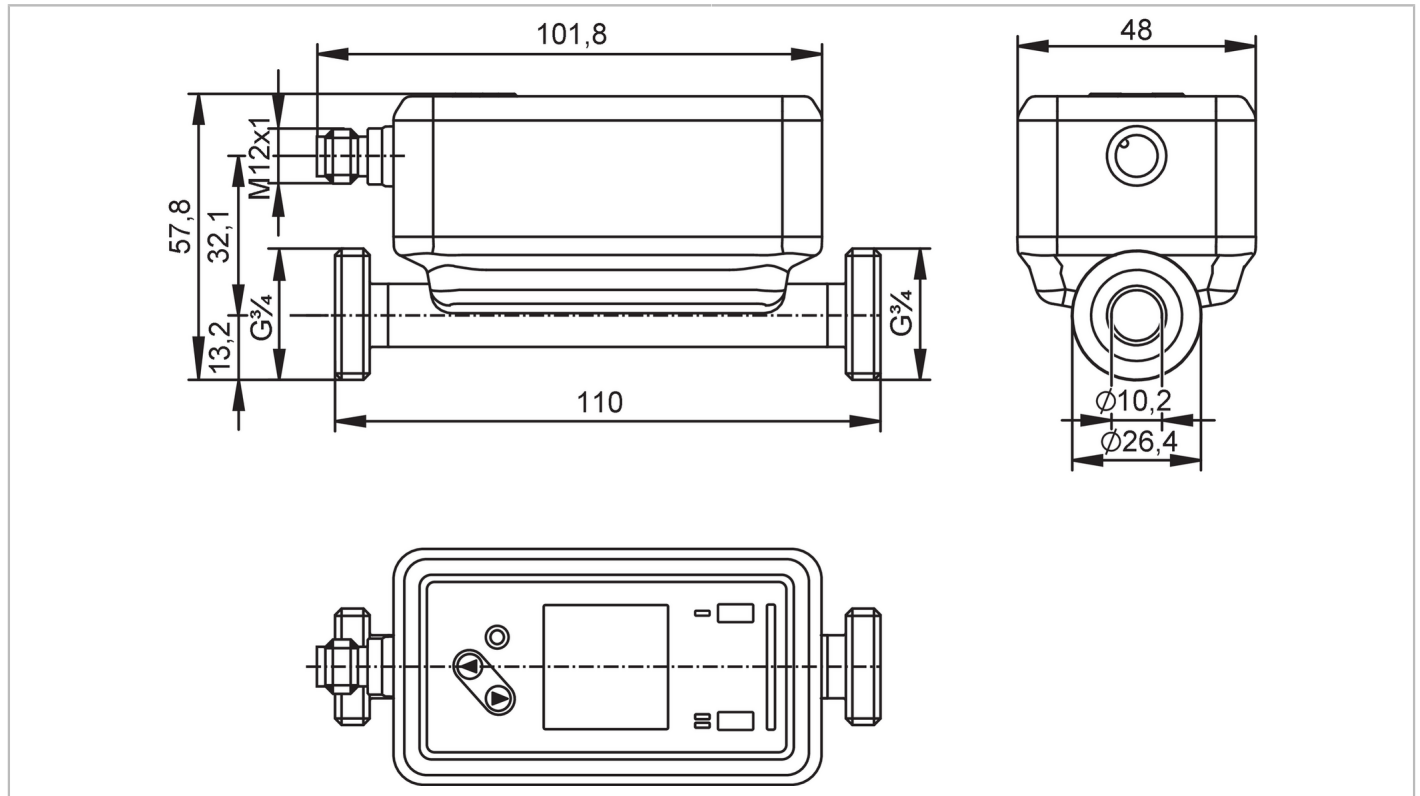


# SU7020



## Ultrasonic flow meter

SUR34XXBFRKG/US



ACS KTW/W270 Reg31

Product characteristics	
Measuring range	0.5...75 l/min    30...4500 l/h    0.104...15.601 m/s    0.03...4.5 m³/h
Process connection	threaded connection G 3/4 external thread DN20
Application	
Special feature	gold-plated contacts
Media	ultra-pure water; water; water-based media
Note on media	water-based media: for media with >10 % additives, the repeatability is the only available value
Medium temperature [°C]	-20...100
Min. burst pressure	150 bar    15 MPa
Pressure rating	100 bar    10 MPa
Vacuum resistance [mbar]	-1000
Electrical data	
Operating voltage [V]	18...32 DC; (to SELV/PELV)
Current consumption [mA]	< 75
Protection class	III
Reverse polarity protection	yes
Power-on delay time [s]	5
Measuring principle	ultrasonic
Inputs	
Inputs	counter reset

# SU7020



## Ultrasonic flow meter

SUR34XXBFRKG/US

Outputs				
Total number of outputs	2			
Output signal	switching signal; pulse signal; analog signal; IO-Link; frequency signal; diagnostic signal; totalizer switching signal			
Electrical design	PNP/NPN			
Output function	normally open / closed; (configurable)			
Max. voltage drop switching output DC [V]	2			
Permanent current rating of switching output DC [mA]	100			
Switching frequency DC [Hz]	0...10000			
Analog current output [mA]	4...20			
Max. load [Ω]	500			
Pulse output	flow rate meter			
Short-circuit protection	yes			
Type of short-circuit protection	yes (non-latching)			
Overload protection	yes			
Measuring/setting range				
Measuring range	0.5...75 l/min	30...4500 l/h	0.104...15.601 m/s	0.03...4.5 m³/h
Display range	-90...90 l/min	-5400...5400 l/h	-18.721...18.721 m/s	-5.4...5.4 m³/h
Resolution	0.1 l/min	2 l/h	0.001 m/s	0.002 m³/h
Set point SP	0.9...75 l/min	55...4500 l/h	0.192...15.601 m/s	0.055...4.5 m³/h
Reset point rP	0.5...74.6 l/min	32...4477 l/h	0.112...15.521 m/s	0.032...4.477 m³/h
Analog start point ASP	-75...60 l/min	-4500...3600 l/h	-15.604...12.481 m/s	-4.5...3.6 m³/h
Analog end point AEP	-60...75 l/min	-3600...4500 l/h	-12.481...15.601 m/s	-3.6...4.5 m³/h
Low flow cut-off LFC	0.5...3.2 l/min	30...195 l/h	0.104...0.676 m/s	0.03...0.195 m³/h
Frequency end point, FEP	15...75 l/min	903...4500 l/h	3.13...15.601 m/s	0.903...4.5 m³/h
Frequency at the end point FRP [Hz]	1...10000			
Volumetric flow quantity monitoring				
Pulse length [s]	0.002...2			
Pulse value	0.02...99990000 l			
Temperature monitoring				
Measuring range [°C]	-20...100			
Display range [°C]	-44...124			
Resolution [°C]	0.1			
Set point SP [°C]	-19.6...100			
Reset point rP [°C]	-20...99.6			
Analog start point [°C]	-20...76			
Analog end point [°C]	4...100			
Frequency start point, FSP [°C]	-20...76			
Frequency end point, FEP [°C]	4...100			
Frequency at the end point FRP [Hz]	1...10000			

# SU7020



## Ultrasonic flow meter

SUR34XXBFRKG/US

Accuracy / deviations		
Flow monitoring		
Accuracy (in the measuring range)		$\pm (2,0 \% MW + 0,5 \% MEW)$
Repeatability		$\pm 0,2 \% MEW$
Temperature monitoring		
Accuracy [K]		$\pm 2,5 (Q > 5 \% MEW)$
Temperature coefficient [% of the span / 10 K]		0,2
Reaction times		
Flow monitoring		
Response time [s]		$< 0.25; (dAP = 0, T09)$
Damping process value dAP [s]		0...5
Temperature monitoring		
Dynamic response T05 / T09 [s]		5,7 / 86
Software / programming		
Diagnostic functions		direction of flow detection; signal quality
Interfaces		
Communication interface		IO-Link
Transmission type		COM2 (38,4 kBaud)
IO-Link revision		1.1.3
SDCI standard		IEC 61131-9: 2013-07
Profiles	BLOB	Binary Large Object transfer
	Common - I&D	Identification and Diagnosis
Required master port class		A
Process data analog		3
Process data binary		2
Min. process cycle time [ms]		9.6
IO-Link process data (cyclical)	<b>Function</b>	<b>bit length</b>
	totalizer	32
	Flow monitoring	32
	Temperature monitoring	32
	status	4
	Output 1	1
	Output 2	1
Supported DeviceIDs	<b>Type of operation</b>	<b>DeviceID</b>
	default	1635
Operating conditions		
Ambient temperature [°C]		-20...60
Storage temperature [°C]		-25...80
Protection		IP 65; IP 67
Tests / approvals		
EMC	DIN 61326-1:2021	
Shock resistance	DIN IEC 68-2-27	20 g (11ms)
Vibration resistance	DIN IEC 68-2-6	20 g (10...2000Hz)

# SU7020



## Ultrasonic flow meter

SUR34XXBFRKG/US

MTTF	[years]	160
UL approval	UL approval number	I034
Pressure equipment directive	can be used for group 2 fluids; group 1 fluids on request	

Mechanical data		
Weight	[g]	494.6
Housing		rectangular
Type of mounting		inlet pipe length 5xDN; outlet pipe length 1xDN
Dimensions	[mm]	110 x 48 x 57.8
Material		housing: stainless steel (1.4404 / 316L); Display: PFA; sealing Display: FKM; connector: PBT
Materials (wetted parts)		Pipe section: stainless steel (1.4404 / 316L); Process connection sealing: NBR fiber-reinforced Gasket
Process connection		threaded connection G 3/4 external thread DN20
Surface characteristics Ra/Rz of the wetted parts		Ra < 1.25 µm

Displays / operating elements		
Display		Color display 1,44", 128 x 128 pixels
	Switching function	2 x LED, yellow
	diagnosis	1 x LED, three-color

Accessories		
Items supplied	Gasket 2, Centellen package insert	

Remarks		
Remarks	MW = Measured value	
	MEW = Final value of the measuring range	
	pulse and totalizer signal are only available for one of the two outputs	
	the accuracy indications are adhered to over the entire application area	
Pack quantity	1 pcs.	

### Electrical connection

Connector: 1 x M12; coding: A; Contacts: 4, gold-plated



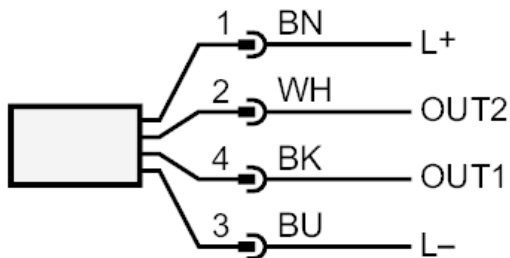
# SU7020



## Ultrasonic flow meter

SUR34XXBFRKG/US

### Connection



OUT1/IO-Link: Switching output Volumetric flow quantity monitoring  
Switching output Temperature monitoring  
Pulse output quantity meter  
Frequency output Volumetric flow quantity monitoring  
Frequency output Temperature monitoring  
Diagnostic output direction of flow detection / signal quality  
signal output Preset counter

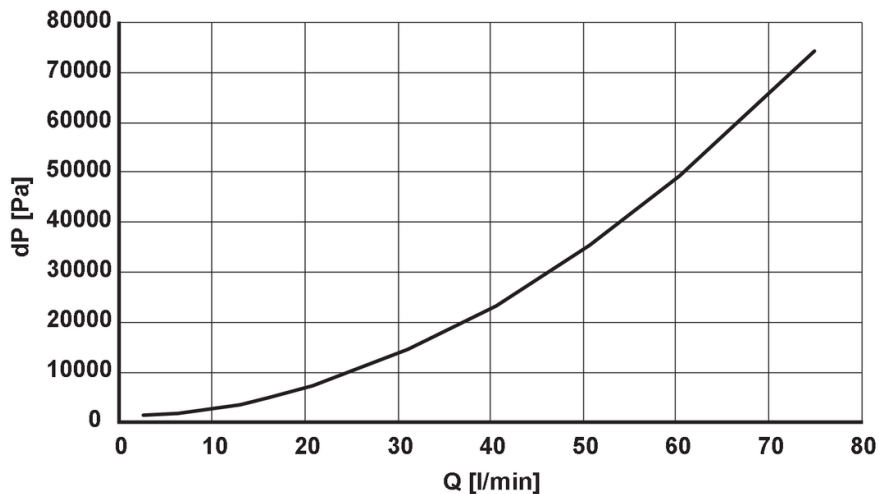
OUT2/InD: Switching output Volumetric flow quantity monitoring  
Switching output Temperature monitoring  
Pulse output quantity meter  
analog output flow  
analog output temperature  
Diagnostic output direction of flow detection / signal quality  
signal output Preset counter  
Input counter reset

Colors to DIN EN 60947-5-2

Core colors BK= black  
BN= brown  
BU= blue  
WH= white

### Diagrams and graphs

Note on pressure loss



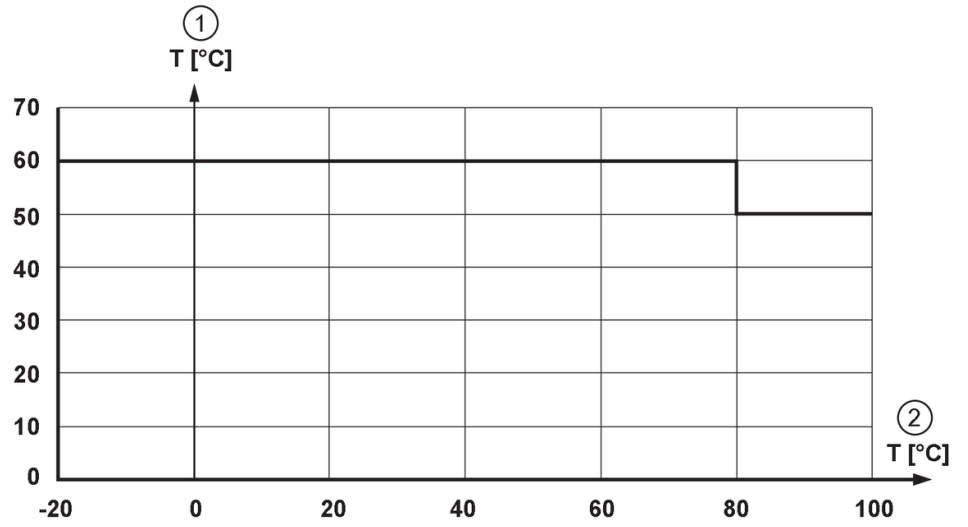
# SU7020

## Ultrasonic flow meter

SUR34XXBFRKG/US



derating ambient temperature



1 Ambient temperature

2 Medium temperature