

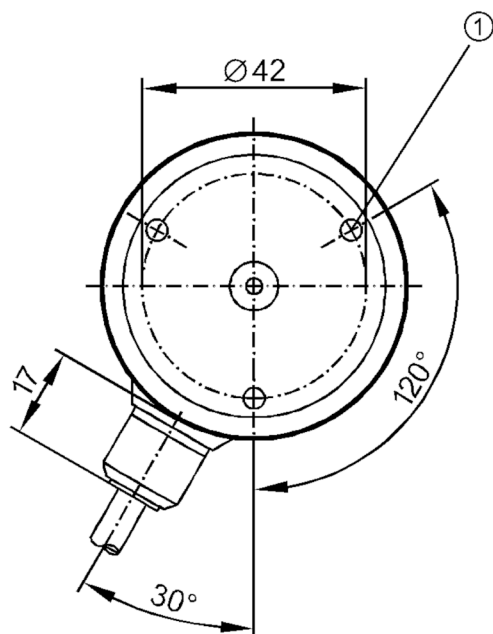
# RN6006



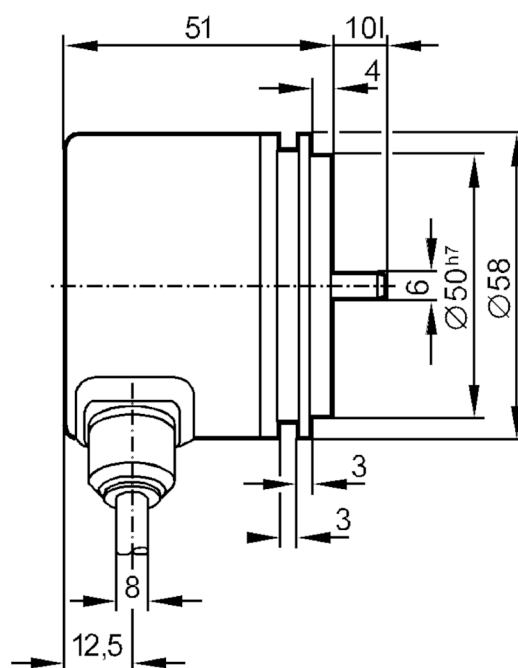
## Absolute singleturn encoder with solid shaft

RN-0360-G24/N1A

Article no longer available - archive entry



1 M4 Depth 5 mm



### Product characteristics

Resolution	360 resolution
Communication interface	parallel
Shaft design	solid shaft
Shaft diameter [mm]	6

### Electrical data

Operating voltage [V]	10...30 DC
Current consumption [mA]	< 150
Max. revolution electrical [U/min]	6000

### Outputs

Electrical design	HTL
Max. current load per output [mA]	20
Type of short-circuit protection	< 60 s
Code	Gray code; (increasing code values when turned clockwise (seen on the shaft))

### Measuring/setting range

Resolution	360 resolution
------------	----------------

### Interfaces

Communication interface	parallel
-------------------------	----------

### Operating conditions

Ambient temperature [°C]	-20...85
Storage temperature [°C]	-30...100
Max. relative air humidity [%]	98
Protection	IP 65



Absolute singleturn encoder with solid shaft

RN-0360-G24/N1A

Tests / approvals

Shock resistance	100 g (6 ms)
Vibration resistance	10 g (55...2000 Hz)

Mechanical data

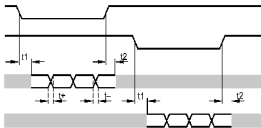
Material	aluminum
Max. revolution, mechanical [U/min]	10000
Max. starting torque [Nm]	1
Reference temperature torque [°C]	20
Shaft design	solid shaft
Shaft diameter [mm]	6
Shaft material	steel (1.4104)
Max. shaft load axial (at the shaft end) [N]	10
Max. shaft load radial (at the shaft end) [N]	20

Electrical connection

Cable: 1 m, PUR; Maximum cable length: 100 m; radial

brown	10...30V
yellow/brown	10...30V sensor
white	0V
white/yellow	0V sensor
green	release A inverted 5...30V
yellow	release B inverted 5...30V
white/grey	bit 10 (MSB) inverted
brown/green	bit 10 (MSB)
white/green	bit 9
red/blue	bit 8
grey/pink	bit 7
lilac	bit 6
black	bit 5
red	bit 4
blue	bit 3
pink	bit 2
grey	bit 1
screen	housing

Diagrams and graphs

Pulse diagram	 <p>release A inverted release B inverted tracks 3...10 tracks 1...2</p>
---------------	--