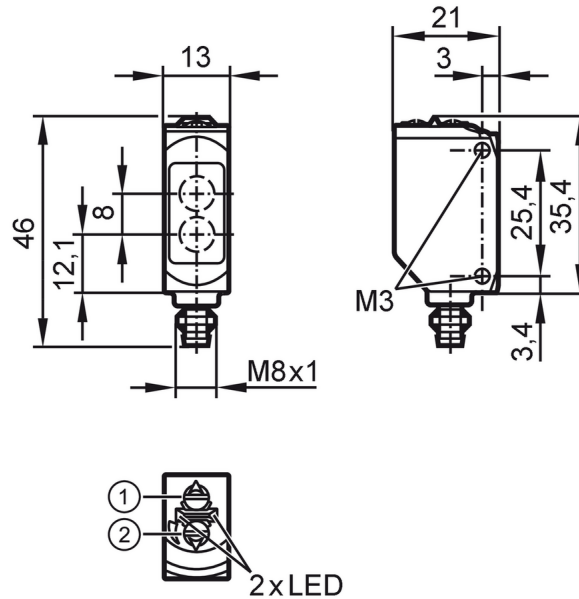


O6P207



Retro-reflective sensor

O6P-FNKG/AS/4P



- 1: output function switch
 - 2: potentiometer sensitivity
- Receiver in upper lens
transmitter in lower lens



Product characteristics

Type of light	red light
Housing	rectangular

Application

Special feature	polarization filter
Function principle	Retro-reflective sensor

Electrical data

Operating voltage	[V]	10...30 DC
Current consumption	[mA]	12; ((24 V))
Protection class		III
Reverse polarity protection		yes
Type of light		red light
Wave length	[nm]	633

Outputs

Electrical design		NPN
Output function		light-on/dark-on mode; (selectable)
Max. voltage drop switching output DC	[V]	2.5
Permanent current rating of switching output DC	[mA]	100
Switching frequency DC	[Hz]	1000
Short-circuit protection		yes
Type of short-circuit protection		yes (non-latching)

O6P207



Retro-reflective sensor

O6P-FNKG/AS/4P

Monitoring range		
Range referred to prismatic reflector	[m]	0.05...5; (Prismatic reflector Ø 80 E20005)
Range adjustable		yes
Max. light spot diameter	[mm]	150
Light spot dimensions refer to		at maximum range
Polarization filter available		yes

Operating conditions		
Ambient temperature	[°C]	-25...60
Storage temperature	[°C]	-40...70
Max. relative air humidity	[%]	50; (70° C)
Protection		IP 65; IP 67

Tests / approvals		
EMC		EN 60947-5-2
MTTF	[years]	895
UL approval	Ta	-25...40 °C
	Enclosure type	Type 1
	voltage supply	Class 2
	UL approval number	E001

Mechanical data		
Weight	[g]	18.5
Housing		rectangular
Dimensions	[mm]	46 x 13 x 21
Material		housing: ABS orange; upper part of the housing: PPSU black
Lens material		front lens:PMMA
Lens alignment		Side sensing
Sealing material		EPDM
Tightening torque	[Nm]	0.5

Displays / operating elements		
Display	Switching status	1 x LED, yellow
	Power	1 x LED, green

Remarks		
Remarks		cULus - Class 2 source required
Pack quantity		1 pcs.

Electrical connection

Connector: 1 x M8; coding: A; Contacts: 4; Locking: brass, coated; sealing: EPDM

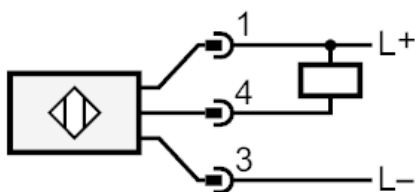




Retro-reflective sensor

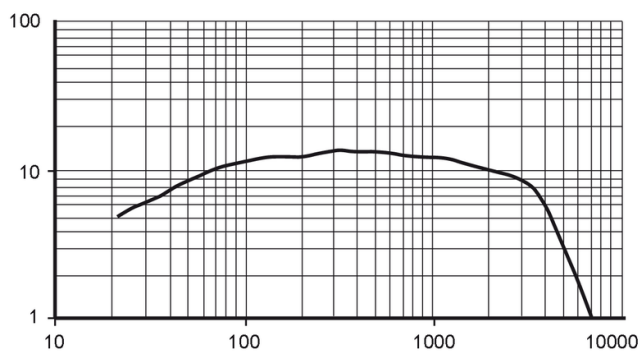
O6P-FNKG/AS/4P

Connection



Diagrams and graphs

excess gain graph



x: distance [mm]

y: excess gain factor