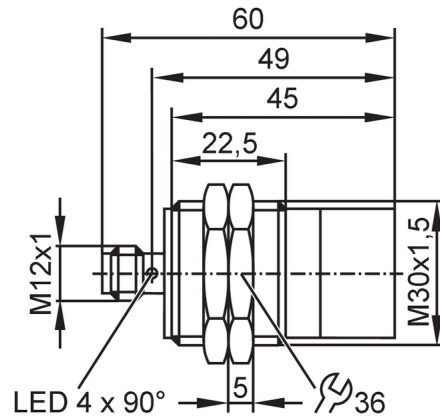




Inductive sensor

IHK3030-BPKG/K1/US-104



Product characteristics		
Electrical design		PNP
Output function		normally open
Sensing range	[mm]	30
Housing		Threaded type
Dimensions	[mm]	M30 x 1.5 / L = 60
Application		
Special feature		gold-plated contacts; Increased sensing range; correction factor = 1; Magnetic-field immune
Application		Suitable for industrial, mobile, cooling and lubricating applications; Industrial applications
Magnetic-field immune		yes
Max. electromagnetic field immunity	[mT]	300
Electrical data		
Operating voltage	[V]	10...30 DC
Current consumption	[mA]	< 20
Protection class		III
Reverse polarity protection		yes
Outputs		
Electrical design		PNP
Output function		normally open
Max. voltage drop switching output DC	[V]	2.5
Permanent current rating of switching output DC	[mA]	100
Switching frequency DC	[Hz]	2000
Short-circuit protection		yes
Overload protection		yes
Monitoring range		
Sensing range	[mm]	30
Real sensing range Sr	[mm]	30 ± 10 %
Operating distance	[mm]	0...24.3



Inductive sensor

IIK3030-BPKG/K1/US-104

Increased sensing range		yes
Accuracy / deviations		
Correction factor		steel: 1 / stainless steel: 1 / brass: 1 / aluminum: 1 / copper: 1
Hysteresis	[% of Sr]	3...15
Switch-point drift	[% of Sr]	-10...10
Correction factor = 1		yes
Operating conditions		
Ambient temperature	[°C]	-40...85
Protection		IP 65; IP 66; IP 67; IP 68; IP 69K
Tests / approvals		
EMC	EN 61000-4-2 ESD	4 kV CD / 8 kV AD
	EN 61000-4-3 HF radiated	10 V/m
	EN 61000-4-4 Burst	2 kV
	EN 61000-4-6 HF conducted	10 V
	EN 55011	class B
Vibration resistance	EN 60068-2-6 Fc	20 g (10...3000 Hz) / 50 sweep cycles per frequency; 1 octave per minute in 3 axes
Shock resistance	EN 60068-2-27 Ea	100 g 11 ms half-sine; 3 shocks each in every direction of the 3 coordinate axes
Continuous shock resistance	EN 60068-2-27	40 g 6 ms; 4000 shocks each in every direction of the 3 coordinate axes
Fast temperature changes	EN 60068-2-14 Na	TA = -40 °C; TB = 85 °C; t1 = 30 min; t2 = < 10 s; 50 cycles
Salt spray test	EN 60068-2-52 Kb	severity level 5 (4 test cycles)
MTTF	[years]	470
Embedded software included		yes
UL approval	Ta	-25...70 °C
	Enclosure type	Type 1
	voltage supply	Limited Voltage/Current
	UL approval number	A005
	File number UL	E174191
Mechanical data		
Weight	[g]	91
Housing		Threaded type
Mounting		non-flush mountable
Dimensions	[mm]	M30 x 1.5 / L = 60
Thread designation		M30 x 1.5
Material		housing: brass white bronze coated; sensing face: LCP white; LED window: PEI; lock nuts: brass white bronze coated
Displays / operating elements		
Display	Switching status	4 x LED, yellow
Accessories		
Items supplied		lock nuts: 2
Remarks		
Pack quantity		1 pcs.

IIS268

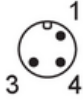


Inductive sensor

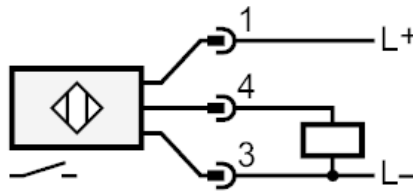
IIK3030-BPKG/K1/US-104

Electrical connection - plug

Connector: 1 x M12; coding: A; Contacts: 3, gold-plated



Connection



Diagrams and graphs

Installation

