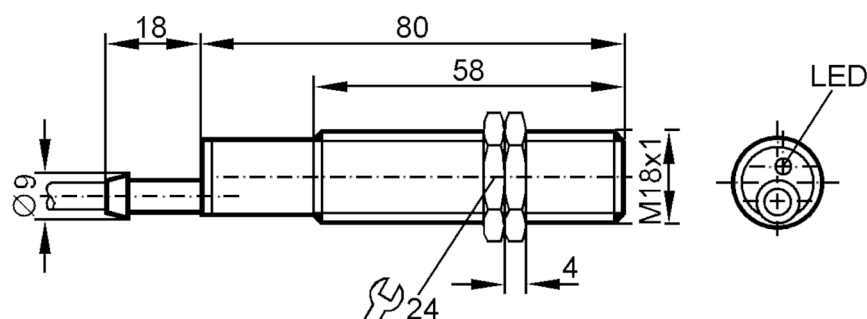




Inductive sensor

IGA2005SFROG/V4A/10m

Article no longer available - archive entry



Product characteristics

Electrical design	PNP; (Self-monitoring system)
Output function	normally open / closed; (selectable)
Sensing range [mm]	5
Housing	Threaded type
Dimensions [mm]	M18 x 1

Electrical data

Connection at circuit amplifier	yes
Switching amplifiers	Connection to F400 control monitor or as 2-wire DC DNP
Operating voltage [V]	10...36 DC
Reverse polarity protection	no

Outputs

Electrical design	PNP; (Self-monitoring system)
Output function	normally open / closed; (selectable)
Max. voltage drop switching output DC [V]	6.5
Minimum load current [mA]	5
Max. leakage current [mA]	1.5
Permanent current rating of switching output DC [mA]	100
Switching frequency DC [Hz]	80
Short-circuit protection	no
Overload protection	no

IG5180



Inductive sensor

IGA2005SFROG/V4A/10m

Monitoring range		
Sensing range	[mm]	5
Real sensing range Sr	[mm]	5 ± 10 %
Operating distance	[mm]	0...4.05
Accuracy / deviations		
Correction factor		steel: 1 / stainless steel: 0.7 / brass: 0.4 / aluminum: 0.3 / copper: 0.2
Hysteresis	[% of Sr]	1...15
Switch-point drift	[% of Sr]	-10...10
Operating conditions		
Ambient temperature	[°C]	-25...80
Protection		IP 67
Tests / approvals		
EMC	IEC 801-2	level 4
	IEC 801-3	level 3
	IEC 801-4	level 4
	IEC 801-5	level 2
Mechanical data		
Housing		Threaded type
Mounting		flush mountable
Dimensions	[mm]	M18 x 1
Thread designation		M18 x 1
Material		stainless steel (1.4571/316Ti); PBT
Displays / operating elements		
Display	Switching status	1 x LED, yellow
Accessories		
Items supplied		lock nuts: 2
Remarks		
Pack quantity		1 pcs.



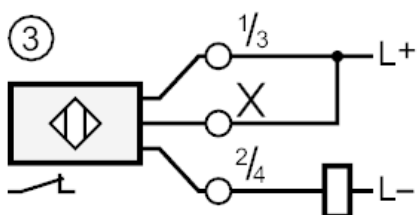
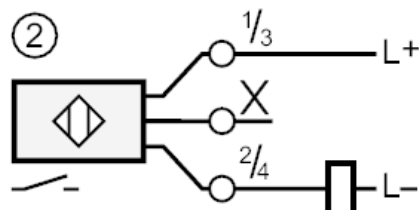
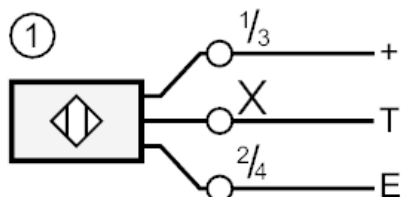
Inductive sensor

IGA2005SFROG/V4A/10m

Electrical connection

Cable: 10 m, PVC; 3 x 0.5 mm²

Connection



- 1 = connection to F400
 2 = Connection 2-wire DC
 3 = Connection 2-wire DC
 Core colors :
 BK = black
 BN = brown
 BU = blue