



Female cordset

ADOGH040SCS0005T04



| Application | | |
|---|------|--|
| System | | Free from silicone; Halogen-free; gold-plated contacts; Drag chain suitability |
| Application | | welding applications |
| Free from silicone | | yes |
| Electrical data | | |
| Operating voltage | [V] | < 250 AC / < 300 DC |
| Protection class | | II |
| Max. current load total | [A] | 4 |
| Operating conditions | | |
| Ambient temperature | [°C] | -25...90 |
| Note on ambient temperature | | cULus: ...75 |
| Ambient temperature (moving) | [°C] | -25...90 |
| Note on ambient temperature (moving) | | cULus: ...75 |
| Storage temperature | [°C] | -25...55 |
| Storage humidity | [%] | 10...100 |
| Other climatic conditions for storage according to stated class | | 1K22/ DIN 60721-3-1 |
| Protection | | IP 65; IP 67; IP 68; IP 69K |
| Mechanical data | | |
| Weight | [g] | 191.5 |
| Dimensions | [mm] | 15.5 x 15.5 x 45 |
| Material | | housing: TPU (urethane) orange; sealing: FKM |



Female cordset

ADOGH040SCS0005T04

| | | |
|------------------------|--|--|
| Material nut | brass, weld coated | |
| Drag chain suitability | yes | |
| Drag chain suitability | Bending radius for flexible applications | min. 10 x cable diameter |
| | Travel speed | max. 3.3 m/s for a horizontal travel length of 5 m and max. acceleration of 5 m/s² |
| | Bending cycles | > 2 Mio. |
| | Torsional strain | ± 180 °/m |

Remarks

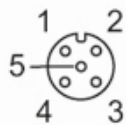
| | |
|---------------|--------|
| Pack quantity | 1 pcs. |
|---------------|--------|

Electrical connection


Cable: 5 m, PUR, Halogen-free, orange, Ø 4.9 mm; not irradiated (can be recycled); resistant to welding sparks; 4 x 0.34 mm² (42 x Ø 0.1 mm)

Electrical connection - Socket

Connector: 1 x M12, straight; coding: A; Locking: brass, weld coated; Contacts: gold-plated; Tightening torque: 0.6...1.5 Nm



Connection



| | |
|------|---------------|
| | Core colors : |
| BK = | black |
| BN = | brown |
| BU = | blue |
| WH = | white |

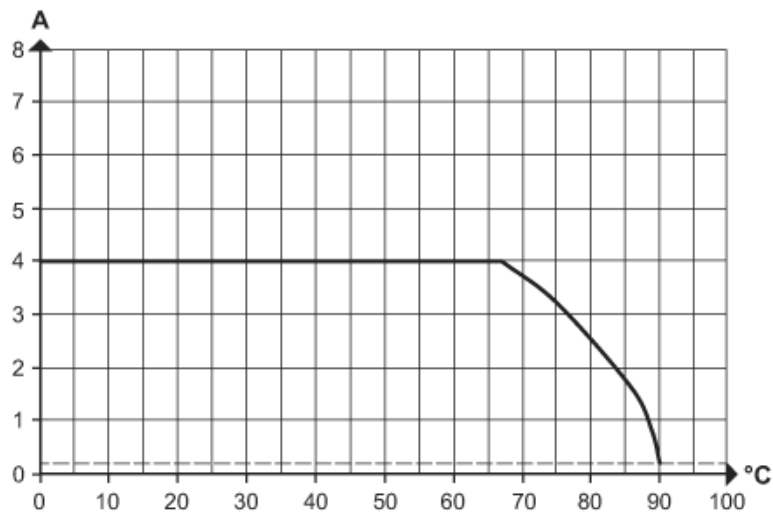


Female cordset

ADOGH040SCS0005T04

Diagrams and graphs

Characteristic curve for derating



Derating $I_{max} \cdot 0.8$ (DIN EN 60512-5-2)

X Ambient temperature [°C]

Y Current [A]