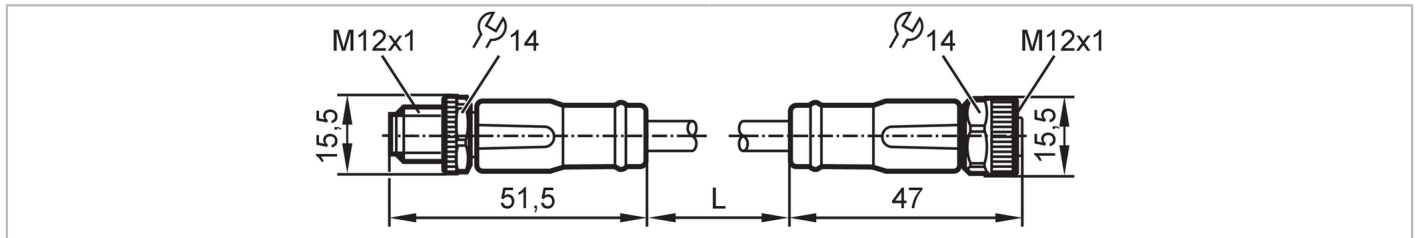


EVCB53



Connection cable

VDOGH040MSS0025K04STGH040MSS



| Application | | |
|---|--|--|
| Special feature | Free from silicone; Halogen-free; gold-plated contacts; screened cable; Drag chain suitability | |
| Application | Industrial applications; Oils and coolants | |
| Free from silicone | yes | |
| Electrical data | | |
| Operating voltage [V] | < 50 AC / < 60 DC | |
| Protection class | III | |
| Max. current load total [A] | 4 | |
| Operating conditions | | |
| Ambient temperature [°C] | -25...90 | |
| Ambient temperature (moving) [°C] | -25...90 | |
| Storage temperature [°C] | -25...55 | |
| Storage humidity [%] | 10...100 | |
| Other climatic conditions for storage according to stated class | 1K22/ DIN 60721-3-1 | |
| Protection | IP 65; IP 67 | |
| Mechanical data | | |
| Weight [g] | 976.25 | |
| Molded-body material | TPU (urethane) | |
| Material nut | brass, nickel-plated | |
| Sealing material | FKM | |
| Drag chain suitability | yes | |
| Drag chain suitability | Bending radius for flexible applications | min. 10 x cable diameter |
| | Travel speed | max. 3.3 m/s for a horizontal travel length of 5 m and max. acceleration of 5 m/s ² |
| | Bending cycles | > 2 Mio. |
| | Torsional strain | ± 180 °/m |
| Remarks | | |
| Pack quantity | 1 pcs. | |

EVCB53



Connection cable

VDOGH040MSS0025K04STGH040MSS

Electrical connection - plug

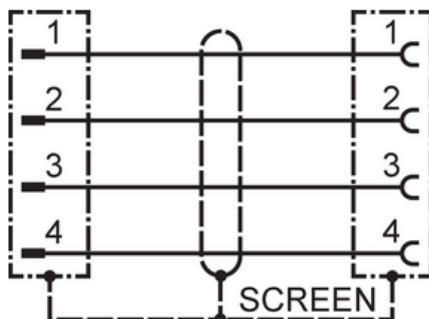
Connector: 1 x M12, straight; coding: A; Contacts: 4, gold-plated; Moulded body: TPU (urethane), orange; Locking: brass, nickel-plated; Tightening torque: 0.6...1.5 Nm; Shielded connection cable: shield connected



Electrical connection

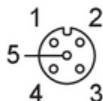
Cable: 25 m, PUR, Halogen-free, black, Ø 4.9 mm, screened; 4 x 0.34 mm² (42 x Ø 0.1 mm)

Connection



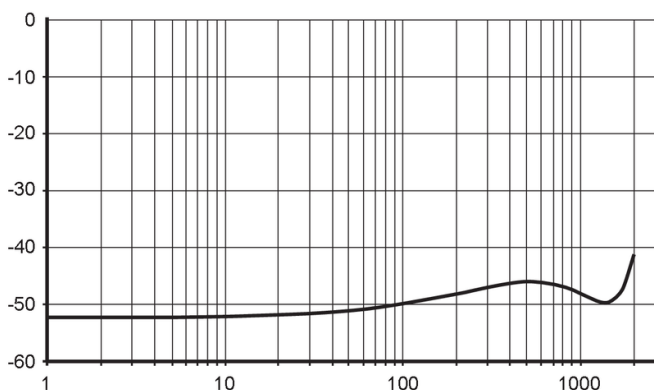
Electrical connection - Socket

Connector: 1 x M12, straight; coding: A; Contacts: 4, gold-plated; Moulded body: TPU (urethane), orange; Locking: brass, nickel-plated; sealing: FKM; Tightening torque: 0.6...1.5 Nm; Shielded connection cable: shield connected



Diagrams and graphs

Shielding characteristics



x Frequency (MHz)
y Shielding characteristics (dB)
according to DIN EN 60512-23-3