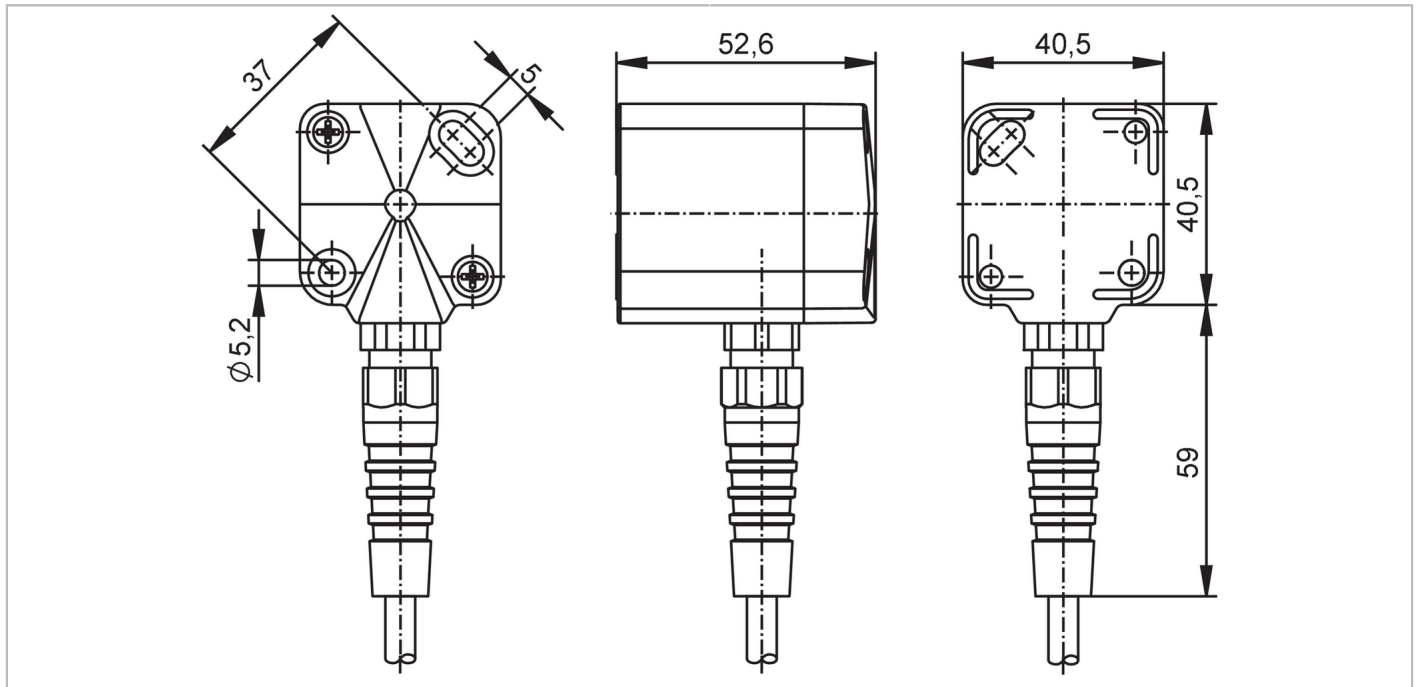


EC2082



Inclination sensor

R360/INCLINOMETER/4-20mA/II




Product characteristics	
Number of measurement axes	1
Angular range [°]	± 90
Application	
Function principle	static
Application	Industrial applications; Mobile applications
Electrical data	
Operating voltage [V]	20...30 DC
Current consumption [mA]	< 35
Protection class	III
Reverse polarity protection	yes
Reverse polarity protection	yes
Inputs / outputs	
Number of inputs and outputs	Number of analog outputs: 1
Outputs	
Output signal	analog signal; (see characteristics)
Number of analog outputs	1
Analog current output [mA]	4...20
Max. load [Ω]	400
Overload protection	yes
Measuring/setting range	
Number of measurement axes	1
Angular range [°]	± 90

EC2082



Inclination sensor

R360/INCLINOMETER/4-20mA/II

Accuracy / deviations		
Repeatability	[°]	0,1
Operating conditions		
Ambient temperature	[°C]	-30...85
Storage temperature	[°C]	-30...85
Storage humidity	[%]	90; (non condensing)
Protection		IP 67
Tests / approvals		
EMC	EN 61000-4-2 ESD	4 kV
	EN 61000-4-3 HF radiated	10 V/m
	EN 61000-4-4 Burst	2 kV
	EN 61000-4-6 HF conducted	10 V
	EN 61000-6-3 noise emission	class B
Shock resistance	EN 60068-2-29	30 g 6 ms / 24000 shocks
Vibration resistance	DIN EN 60068-2-6	10 g (10...500 Hz) / 10 frequency cycles in 3 axes
	DIN EN 60068-2-64	(10...2000 Hz) / 32 hours in 3 axes
MTTF	[years]	755
Mechanical data		
Weight	[g]	191.8
Dimensions	[mm]	40.5 x 40.5 x 52.2
Material		housing: PPO
Tightening torque	[Nm]	1.8
Mounting orientation		vertical
Remarks		
Pack quantity		1 pcs.
Electrical connection		
Cable: 0.2 m		
Connector: 1 x M12; coding: A		
		
1	L+	
2	not used	
3	L-	
4	analog output	

EC2082

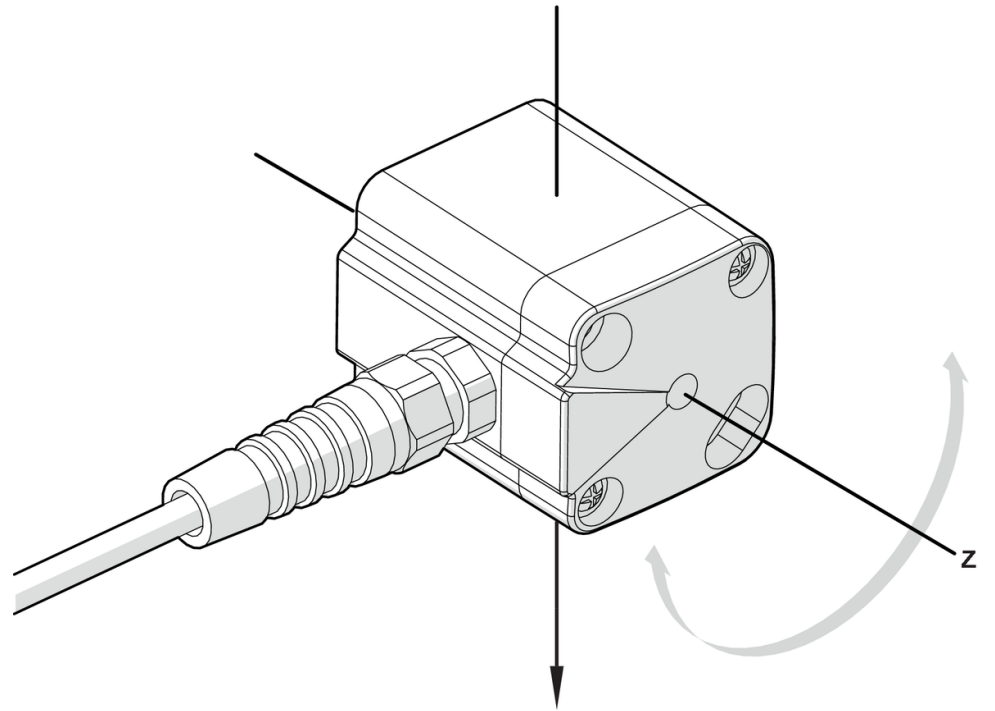


Inclination sensor

R360/INCLINOMETER/4-20mA/II

Diagrams and graphs

measuring and installation direction



vertical installation position / rotation about z-axis