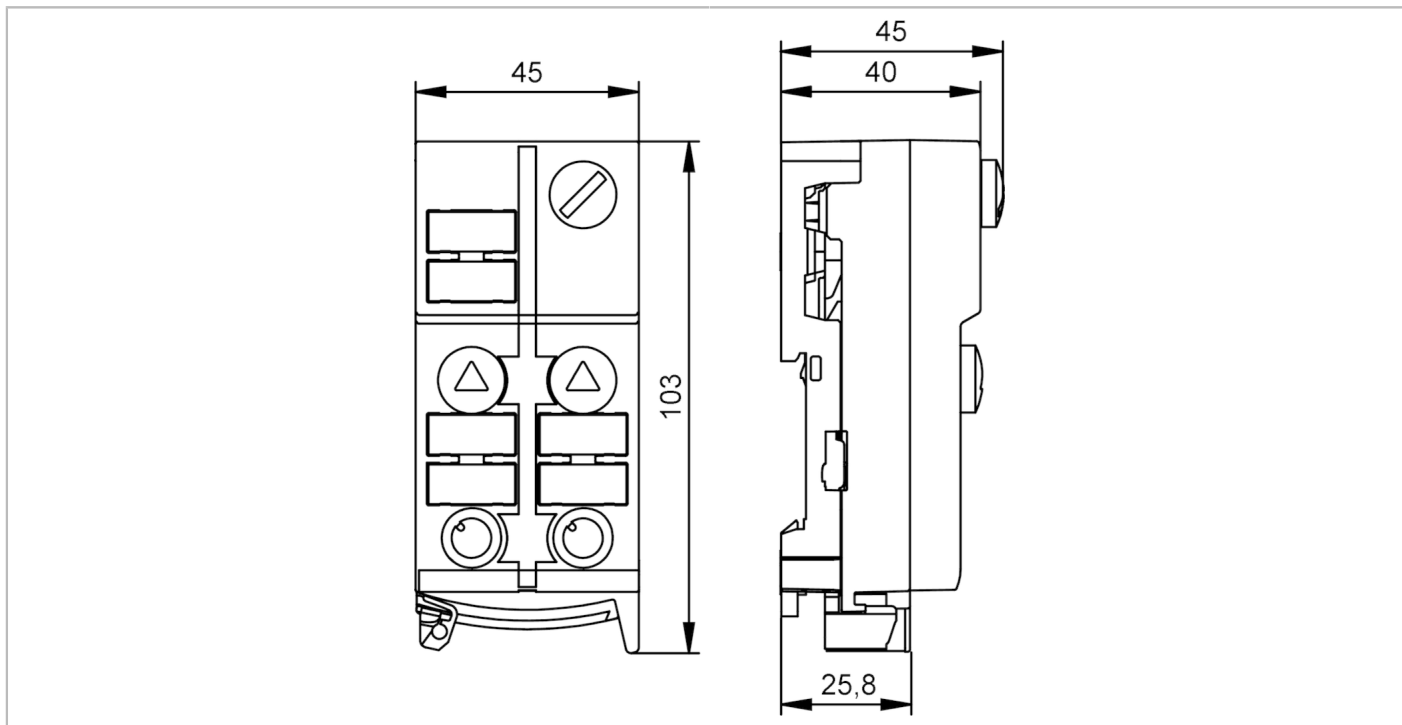


# AC5214



## AS-Interface ClassicLine module with quick mounting technology

ClassicL 2DO-Y 2DI-Y IP67



Application	
Design	housing for DIN rail mounting
Application	field installation
Electrical data	
Operating voltage [V]	26.5...31.6 DC; (cULus - Class 2 source required)
Max. current consumption from AS-i [mA]	150
Additional voltage supply [V]	15...30 DC; (AUX)
Max. current consumption from additional supply [mA]	2000
Integrated watchdog	yes
Inputs / outputs	
Number of inputs and outputs	Number of digital inputs: 2; Number of digital outputs: 2
Inputs	
Number of digital inputs	2
Input circuit of digital inputs	PNP
Sensor supply of the inputs	AS-i
Voltage supply [V]	18...30; (via flat cable)
Max. total current rating of inputs [mA]	100
Input current High [mA]	6...10
Input current low [mA]	0...2
Switching level high [V]	> 11
Digital inputs protected against short circuits	yes

# AC5214



## AS-Interface ClassicLine module with quick mounting technology

ClassicL 2DO-Y 2DI-Y IP67

Outputs																																				
Number of digital outputs	2																																			
Circuit	PNP																																			
Voltage range DC [V]	15...30; (to PELV; via flat cable)																																			
Max. current load per output [mA]	1000; (utilization category DC-13 (control of electromagnets): 20 W (IEC 60947-5-1))																																			
Max. current load outputs total [A]	2																																			
Short-circuit proof	yes																																			
Electrically separated	yes																																			
Actuator supply outputs	AUX																																			
Operating conditions																																				
Ambient temperature [°C]	-25...70																																			
Protection	IP 67																																			
Tests / approvals																																				
EMC	EN 50295 IEC 61000-6-2																																			
MTTF [years]	192																																			
AS-i classification																																				
AS-i version	2.11; 3.0																																			
AS-i addressing	Addressing socket																																			
Extended addressing mode	yes																																			
AS-i master profile	M2; M3; M4																																			
AS-i profile	S-B.A.E																																			
AS-i I/O configuration [hex]	B																																			
AS-i ID code [hex]	A.E																																			
Data bits	<table border="1"> <thead> <tr> <th>Data bit</th> <th>D0</th> <th>D1</th> <th>D2</th> <th>D3</th> </tr> </thead> <tbody> <tr> <td>Input</td> <td>-</td> <td>-</td> <td>3</td> <td>4</td> </tr> <tr> <td>Socket</td> <td>-</td> <td>-</td> <td>I-3/4</td> <td>I-3/4 I-4</td> </tr> <tr> <td>Pin</td> <td>-</td> <td>-</td> <td>4</td> <td>2 4</td> </tr> <tr> <td>Output</td> <td>1</td> <td>2</td> <td>-</td> <td>-</td> </tr> <tr> <td>Socket</td> <td>O-1/2</td> <td>O-1/2 / O-2</td> <td>-</td> <td>-</td> </tr> <tr> <td>Pin</td> <td>4</td> <td>2 4</td> <td>-</td> <td>-</td> </tr> </tbody> </table>	Data bit	D0	D1	D2	D3	Input	-	-	3	4	Socket	-	-	I-3/4	I-3/4 I-4	Pin	-	-	4	2 4	Output	1	2	-	-	Socket	O-1/2	O-1/2 / O-2	-	-	Pin	4	2 4	-	-
Data bit	D0	D1	D2	D3																																
Input	-	-	3	4																																
Socket	-	-	I-3/4	I-3/4 I-4																																
Pin	-	-	4	2 4																																
Output	1	2	-	-																																
Socket	O-1/2	O-1/2 / O-2	-	-																																
Pin	4	2 4	-	-																																
Mechanical data																																				
Weight [g]	164.65																																			
Housing	rectangular																																			
Type of mounting	AS-i flat cable connection; Mounting on DIN rail; (TH35 (EN 60715))																																			
Dimensions [mm]	103 x 45 x 44.7																																			
Material	PA; Piercing contacts: CuSn6 nickel-plated and tin-plated																																			
Displays / operating elements																																				
Display	Power	LED, green																																		
	errors	LED, red																																		
	Function	LED, yellow																																		
Electrical connection																																				
Module connection	Flat cable																																			

# AC5214



## AS-Interface ClassicLine module with quick mounting technology

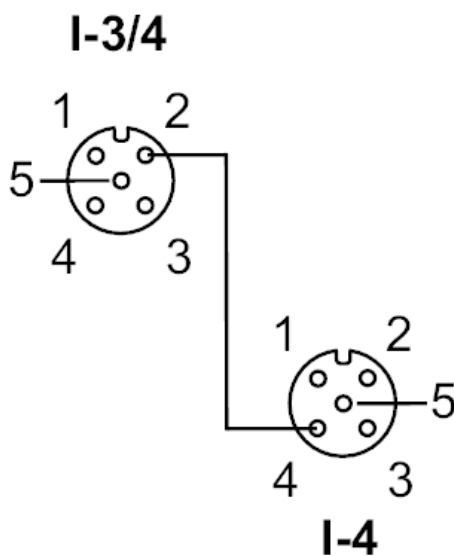
ClassicL 2DO-Y 2DI-Y IP67

Accessories	
Items supplied	lower part
Accessories (optional)	Protective cap: M12, E73004
Remarks	
Remarks	Inputs and outputs must be electrically isolated. Do not connect any of the following points to an external potential: I-, I+, I-3/4, I-4 The connections are electrically connected with the AS-i cable.
Pack quantity	1 pcs.

**Electrical connection**  
 quick mounting technology for AS-i flat cable: ; three selectable directions

### Electrical connection - Inputs

Connection



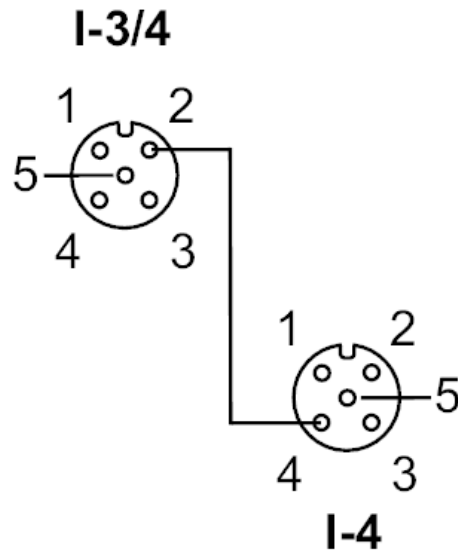
Connector: M12

Inputs	
Socket I-3/4	
1	Sensor supply L+
2	Data input 4
3	Sensor supply L-
4	Data input 3
5	not used
Socket I-4	
1	Sensor supply L+
2	not used
3	Sensor supply L-
4	Data input 4
5	not used



### Electrical connection - Outputs

#### Connection



Connector: M12

Outputs	
Socket O-1/2	
1	not used
2	Switching output 2
3	External voltage AUX -
4	Switching output 1
5	not used
Socket O-2	
1	not used
2	not used
3	External voltage AUX -
4	Switching output 2
5	not used