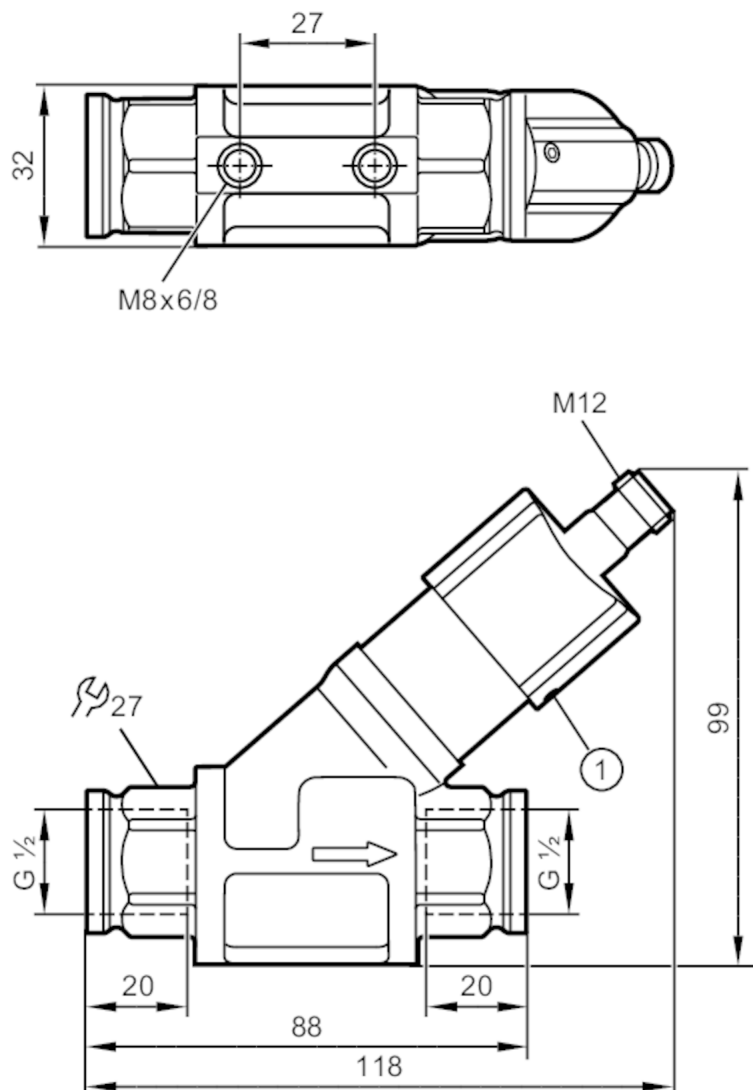


Flow transmitter with integrated backflow prevention

SBG12HF010KG/US

Please note the changed housing design!



1 socket head screw



Product characteristics

Measuring range	[l/min]	0.3...15
Process connection		threaded connection G 1/2

Application

Media		Liquids; water; glycol solutions; coolants
Medium temperature	[°C]	-10...100
Pressure rating	[bar]	40
Pressure rating	[MPa]	4

Electrical data

Operating voltage	[V]	18...32 DC; (to SELV/PELV)
Current consumption	[mA]	< 35



Flow transmitter with integrated backflow prevention

SBG12HF010KG/US

Protection class	III	
Reverse polarity protection	yes	
Outputs		
Output signal	analogue signal	
Analogue current output [mA]	4...20	
Max. load [Ω]	500	
Short-circuit protection	yes	
Overload protection	yes	
Measuring/setting range		
Measuring range [l/min]	0.3...15	
Accuracy / deviations		
Repeatability [X16]	1	
Measuring error [X16]	± 5	
Response times		
Response time [s]	< 0.01	
Operating conditions		
Ambient temperature [°C]	0...60	
Storage temperature [°C]	-15...80	
Protection	IP 65; IP 67	
Tests / approvals		
EMC	DIN EN 61000-6-2	
	DIN EN 61000-6-3	
Shock resistance	DIN EN 60068-2-27	20 g (11 ms)
Vibration resistance	DIN EN 60068-2-6	5 g (10...2000 Hz)
MTTF [ANN]	778	
Mechanical data		
Weight [g]	548.5	
Materials	brass chemically nickel-plated; PP; stainless steel (1.4404 / 316L); aluminium anodised; PA	
Materials (wetted parts)	stainless steel (316 / 1.4401); brass; brass chemically nickel-plated; PP; PPS; O-ring: FKM	
Process connection	threaded connection G 1/2	
Switching cycles mechanical	10 million	
Remarks		
Remarks	Recommendation Use 200 micron filtration	
	All data refer to water (20 °C).	
Notes	Please note the changed housing design!	
Pack quantity	1 pcs.	

Flow transmitter with integrated backflow prevention

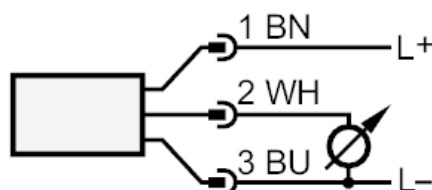
SBG12HF010KG/US

Electrical connection

Connector: 1 x M12; coding: A

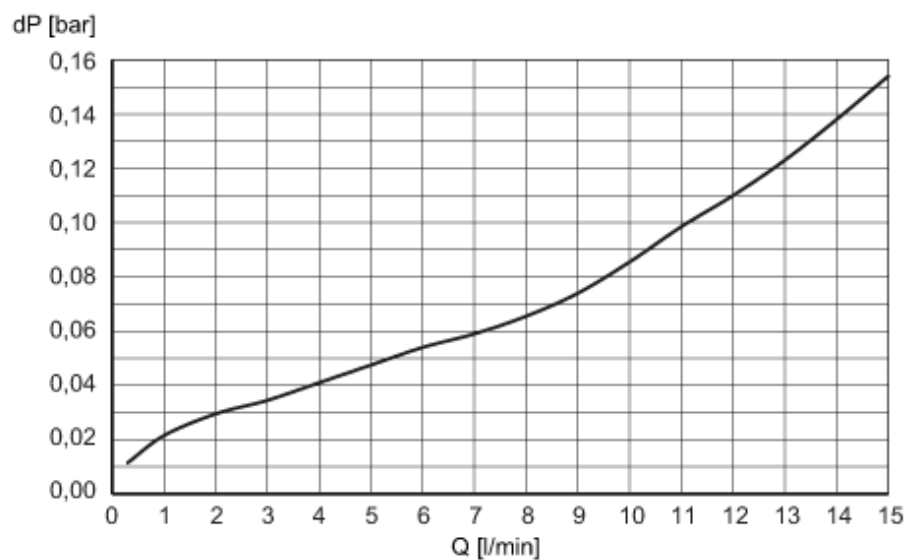


Connection



Diagrams and graphs

Pressure loss



dP Pressure loss

Q volumetric flow quantity