



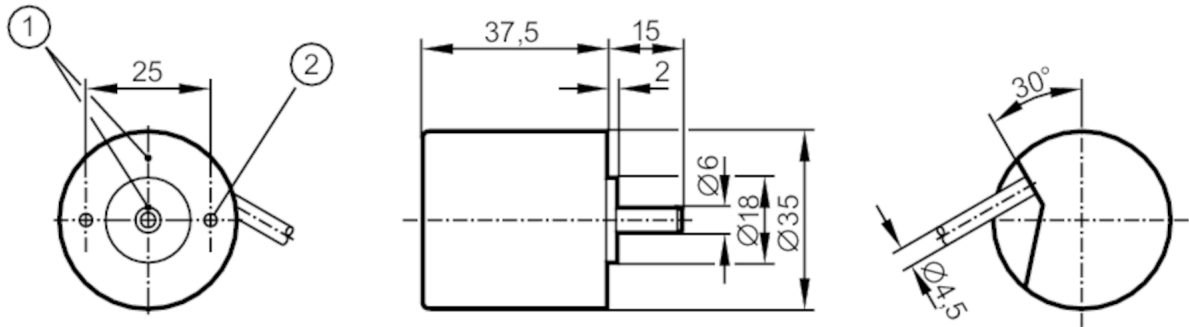
Incremental encoder with solid shaft

RB-0060-I24/L2

phase-out article

Alternative articles: RB3500

When selecting an alternative article and accessories please note that technical data may differ!



- 1 reference mark
- 2 M3 Depth 5 mm



Product characteristics

Resolution	60 resolution
Shaft design	solid shaft
Shaft diameter [mm]	6

Application

Function principle	incremental
--------------------	-------------

Electrical data

Operating voltage [V]	10...30 DC
Current consumption [mA]	150

Outputs

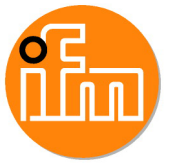
Electrical design	HTL
Max. current load per output [mA]	50
Switching frequency [kHz]	160
Type of short-circuit protection	< 60 s
Phase difference A and B [°]	90

Measuring/setting range

Resolution	60 resolution
------------	---------------

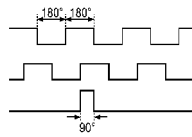
Operating conditions

Ambient temperature [°C]	-40...70
Note on ambient temperature	for firmly laid cable
Max. relative air humidity [%]	75; (briefly: 95 %)
Protection	IP 64



Incremental encoder with solid shaft

RB-0060-I24/L2

Tests / approvals		
Shock resistance		100 g (6 ms)
Vibration resistance		10 g (55...2000 Hz)
MTTF	[ANN]	190
Mechanical data		
Weight	[g]	268.6
Dimensions	[mm]	Ø 35 / L = 52.5
Materials		aluminium
Max. revolution, mechanical [U/min]		10000
Max. starting torque	[Nm]	1
Reference temperature torque	[°C]	20
Shaft design		solid shaft
Shaft diameter	[mm]	6
Shaft material		steel (1.4104)
Max. shaft load axial (at the shaft end)	[N]	5
Max. shaft load radial (at the shaft end)	[N]	10
Electrical connection		
Cable: 2 m, PUR; radial, can also be used axially		
brown	A	
green	0 V A	
grey	B	
pink	0 V B	
red	0 index	
black	0 V 0 index	
brown/green	L+ (Up)	
white/green	L- 0 V (Un)	
lilac	failure inverted	
screen	housing	
Diagrams and graphs		
Pulse diagram	 <p>direction of rotation clockwise (looking at the shaft)</p>	