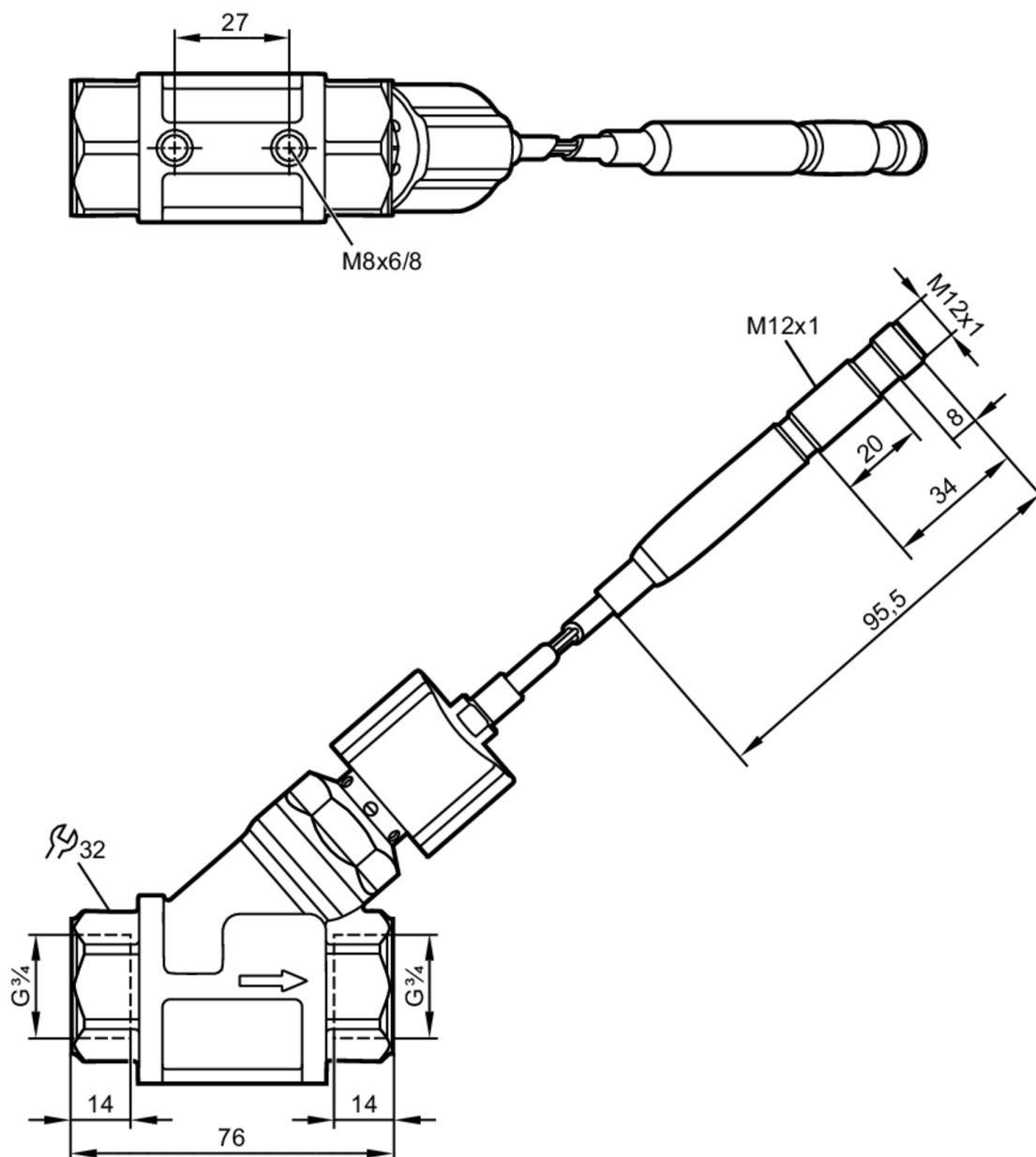


SBT634



Flow transmitter with integrated backflow prevention

SBT34XKX10KG/O/US



Product characteristics

Measuring range	[l/min]	0.3...50
Process connection		G 3/4

Application

Media		Liquids; water; glycol solutions
Medium temperature	[°C]	10...180
Pressure rating	[bar]	30
Pressure rating	[MPa]	3
Note on pressure rating		static



Flow transmitter with integrated backflow prevention

SBT34XKX10KG/O/US

Electrical data		
Operating voltage tolerance	[%]	-15...10
Operating voltage	[V]	24 DC; (to SELV/PELV)
Current consumption	[mA]	< 35
Protection class		III
Reverse polarity protection		yes
Outputs		
Output signal		analogue signal
Analogue current output	[mA]	4...20
Max. load	[Ω]	500
Short-circuit protection		yes
Overload protection		yes
Measuring/setting range		
Measuring range	[l/min]	0.3...50
Accuracy / deviations		
Repeatability		1
	[% of the final value]	
Measuring error		± 5
	[% of the final value]	
Response times		
Response time	[s]	< 0.01
Operating conditions		
Ambient temperature	[°C]	0...60
Storage temperature	[°C]	-15...80
Protection		IP 65; IP 67
Tests / approvals		
EMC	DIN EN 61000-6-2	
	DIN EN 61000-6-3	
Shock resistance	DIN EN 60068-2-27	20 g (11 ms)
Vibration resistance	DIN EN 60068-2-6	5 g (10...2000 Hz)
MTTF	[years]	393
Mechanical data		
Weight	[g]	678.75
Materials		brass white bronze coated; PPS; copper alloy; aluminium anodised; PEI; silicone; O-ring: EPDM; FKM
Materials (wetted parts)		stainless steel (316 / 1.4401); stainless steel (304/1.4301); brass; brass chemically nickel-plated; PPS; O-ring: FKM; magnet: metallic alloy nickel-plated; Two-component adhesive
Process connection		G 3/4
Switching cycles mechanical		10 million
Remarks		
Remarks		Recommendation Use 200 micron filtration All data refer to water (20 °C).
Pack quantity		1 pcs.

SBT634



Flow transmitter with integrated backflow prevention

SBT34XKX10KG/O/US

Electrical connection

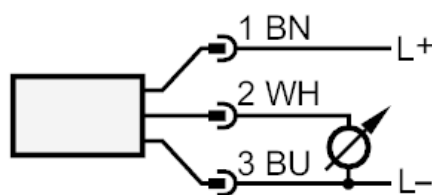
Cable: 0.3 m, silicone

Electrical connection - plug

Connector: 1 x M12; coding: A



Connection

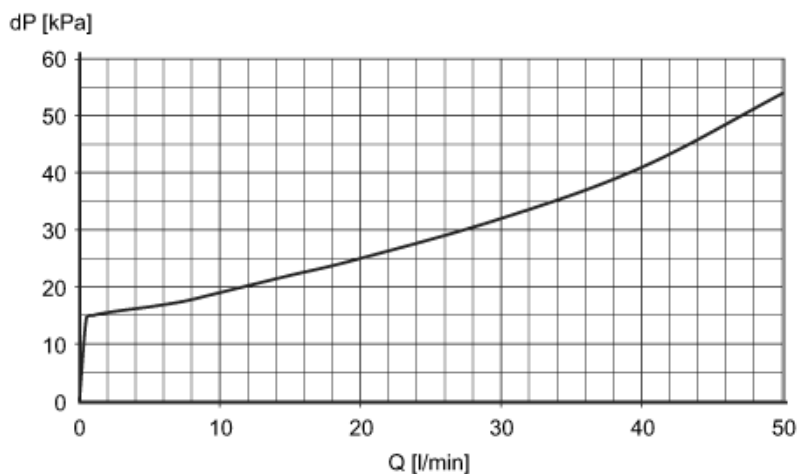


colours to DIN EN 60947-5-2

Core colours :

BN = brown
BU = blue
WH = white

Diagrams and graphs



dP Pressure loss

Q volumetric flow quantity