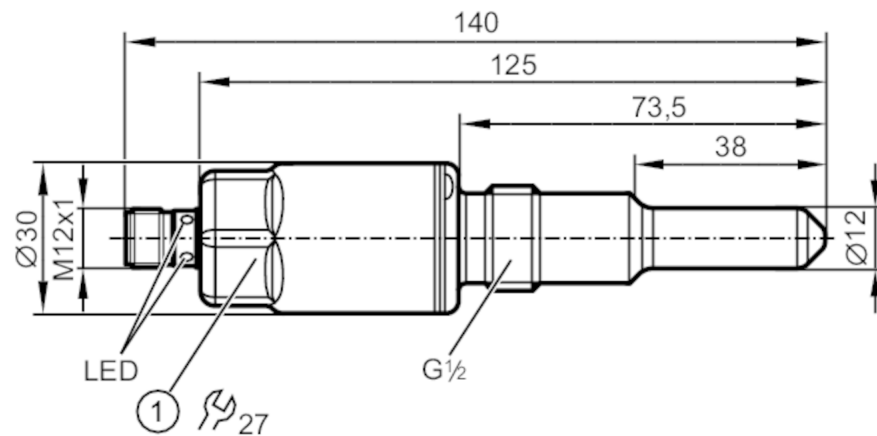


LMT192



Level sensor for limit detection with overspill protection (German Federal Water Act)

LMCCE-A12E-QPKG-2/US



1 Tightening torque 20...25 Nm



Product characteristics

Number of inputs and outputs	Number of digital outputs: 2
Factory setting	hydrous media
Process connection	threaded connection G 1/2 sealing cone

Application

Special feature	Gold-plated contacts
Media	Liquids
Recommended media	water; hydrous media; oils; oil-based media
Cannot be used for	See the operating instructions, chapter "Function and features".
Probe length [mm]	38
Tank pressure [bar]	-1...40; (applications subject to the German Federal Water Act : -0,5...10 bar)

Oil	
Medium temperature [°C]	-25...100; (applications subject to the German Federal Water Act 0...100 °C)
Medium temperature short time [°C]	-25...150; (1 h; applications subject to the German Federal Water Act : 0...100 °C)
Water	
Medium temperature [°C]	-25...85; (applications subject to the German Federal Water Act : 0...85 °C)
Medium temperature short time [°C]	-25...150; (1 h; applications subject to the German Federal Water Act : 0...100 °C)

Electrical data

Operating voltage [V]	18...30 DC
Current consumption [mA]	< 50
Protection class	III
Reverse polarity protection	yes
Measuring principle	capacitive

Inputs / outputs

Number of inputs and outputs	Number of digital outputs: 2
------------------------------	------------------------------



Level sensor for limit detection with overspill protection (German Federal Water Act)

LMCCE-A12E-QPKG-2/US

Outputs		
Total number of outputs	2	
Output signal	switching signal; IO-Link	
Electrical design	PNP	
Number of digital outputs	2	
Max. voltage drop switching output DC [V]	2.5	
Permanent current rating of switching output DC [mA]	100	
Short-circuit protection	yes	
Type of short-circuit protection	pulsed	
Overload protection	yes	
Measuring/setting range		
Factory setting	hydrous media	
Response times		
Response time [s]	< 0.5	
Interfaces		
Communication interface	IO-Link	
Transmission type	COM2 (38,4 kBaud)	
IO-Link revision	1.1	
SDCI standard	IEC 61131-9	
Profiles	Smart Sensor: Process Data Variable; Device Identification	
SIO mode	yes	
Required master port type	A	
Process data analogue	1	
Process data binary	2	
Min. process cycle time [ms]	2.3	
Supported DeviceIDs	Type of operation	DeviceID
	default	449
Operating conditions		
Ambient temperature [°C]	-20...85	
Note on ambient temperature	Medium temperature 100...150 °C	
	-40...60 °C	
Storage temperature [°C]	-40...85	
Protection	IP 68; IP 69K	
Tests / approvals		
Approval	WHG; General building authority approval; overflow prevention	
EMC	DIN EN 61000-6-2	
	DIN EN 61000-6-4	open tanks
	DIN EN 61000-6-3	closed tanks
Shock resistance	DIN EN 60068-2-27	50 g (11 ms)
Vibration resistance	DIN EN 60068-2-6	20 g (10...2000 Hz)
MTTF [years]	222.77	
UL approval	UL Approval no.	H001

LMT192



Level sensor for limit detection with overspill protection (German Federal Water Act)

LMCCE-A12E-QPKG-2/US


Mechanical data		
Weight	[g]	249
Dimensions	[mm]	Ø 30 / L = 125
Materials		stainless steel (1.4404 / 316L); PEEK; PEI; FKM
Materials (wetted parts)		PEEK; surface characteristics: Ra < 0,8 / Rz 4
Process connection		threaded connection G 1/2 sealing cone

Displays / operating elements		
Display	switching status	LED, yellow
	operating status	LED, green

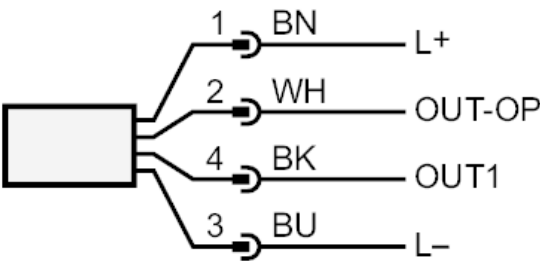
Remarks		
Pack quantity		1 pcs.

Electrical connection

Connector: 1 x M12; coding: A; Contacts: gold-plated



Connection



OUT1:	switching output
OUT-OP	switching output overflow prevention to the German Federal Water Act (WHG)
	colours to DIN EN 60947-5-2
	Core colours :
BK =	black
BN =	brown
BU =	blue
WH =	white