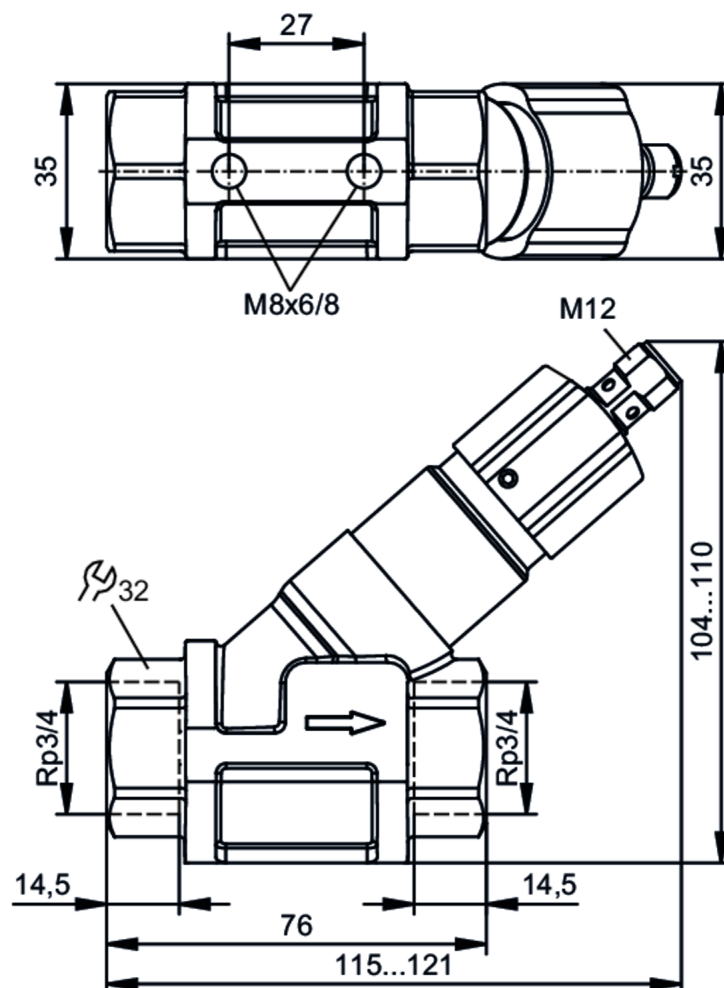


Flow sensor with integrated backflow prevention

SBY34BF0BPKG/US

Please note the changed housing design!



Product characteristics

Number of inputs and outputs	Number of digital outputs: 1
Process connection	Rp 3/4

Application

Media	Liquids; water; glycol solutions; coolants
Medium temperature [°C]	0...85
Pressure rating [bar]	40
Pressure rating [MPa]	4

Electrical data

Operating voltage [V]	10...30 DC; (to SELV/PELV)
Current consumption [mA]	< 15
Protection class	III
Reverse polarity protection	yes



Flow sensor with integrated backflow prevention

SBY34BF0BPKG/US

Inputs / outputs			
Number of inputs and outputs		Number of digital outputs: 1	
Outputs			
Total number of outputs		1	
Output signal		switching signal	
Electrical design		PNP	
Number of digital outputs		1	
Output function		normally open	
Max. voltage drop switching output DC [V]		2.5	
Permanent current rating of switching output DC [mA]		100	
Short-circuit protection		yes	
Overload protection		yes	
Measuring/setting range			
Setting range [l/min]		1...25	
Accuracy / deviations			
Repeatability [% of the final value]		1	
Hysteresis [l/min]		0,5...2	
Measuring error [% of the final value]		± 5	
Response times			
Response time [s]		< 0.01	
Operating conditions			
Ambient temperature [°C]		0...60	
Storage temperature [°C]		-15...80	
Protection		IP 65; IP 67	
Tests / approvals			
EMC		DIN EN 61000-6-2	
		DIN EN 61000-6-3	
Shock resistance		DIN EN 60068-2-27	20 g (11 ms)
Vibration resistance		DIN EN 60068-2-6	5 g (10...2000 Hz)
MTTF [years]		3318	
Mechanical data			
Weight [g]		559.4	
Materials		brass chemically nickel-plated; PP; aluminium anodised; PA	
Materials (wetted parts)		stainless steel (301/1.4310); stainless steel (304/1.4301); PBT; brass chemically nickel-plated; PP; PPS; Polyolefin; O-ring: FKM	
Process connection		Rp 3/4	
Switching cycles mechanical		10 million	
Displays / operating elements			
Display		switching status	4 x LED, yellow

SBY333



Flow sensor with integrated backflow prevention

SBY34BF0BPKG/US

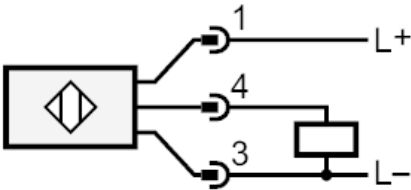
Accessories	
Items supplied	Allen key
Remarks	
Remarks	Caution Do not turn the cap beyond the maximum value of the setting range. All data refer to water (20 °C).
Notes	Please note the changed housing design!
Pack quantity	1 pcs.

Electrical connection

Connector: 1 x M12; coding: A



Connection



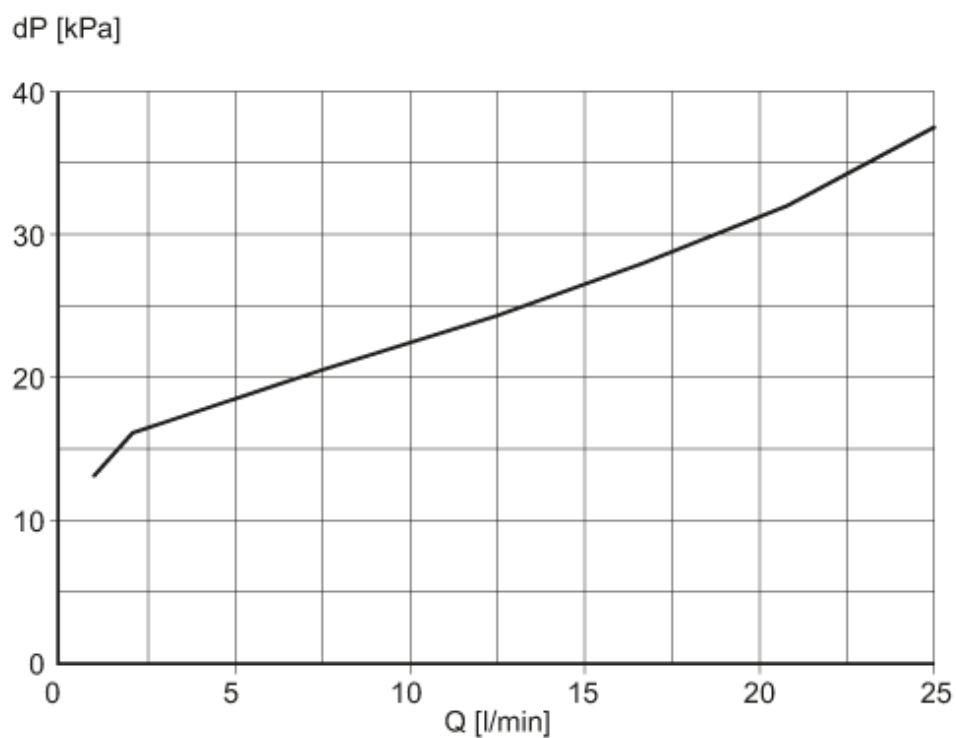


Flow sensor with integrated backflow prevention

SBY34BF0BPKG/US

Diagrams and graphs

Pressure loss



dP Pressure loss

Q volumetric flow quantity