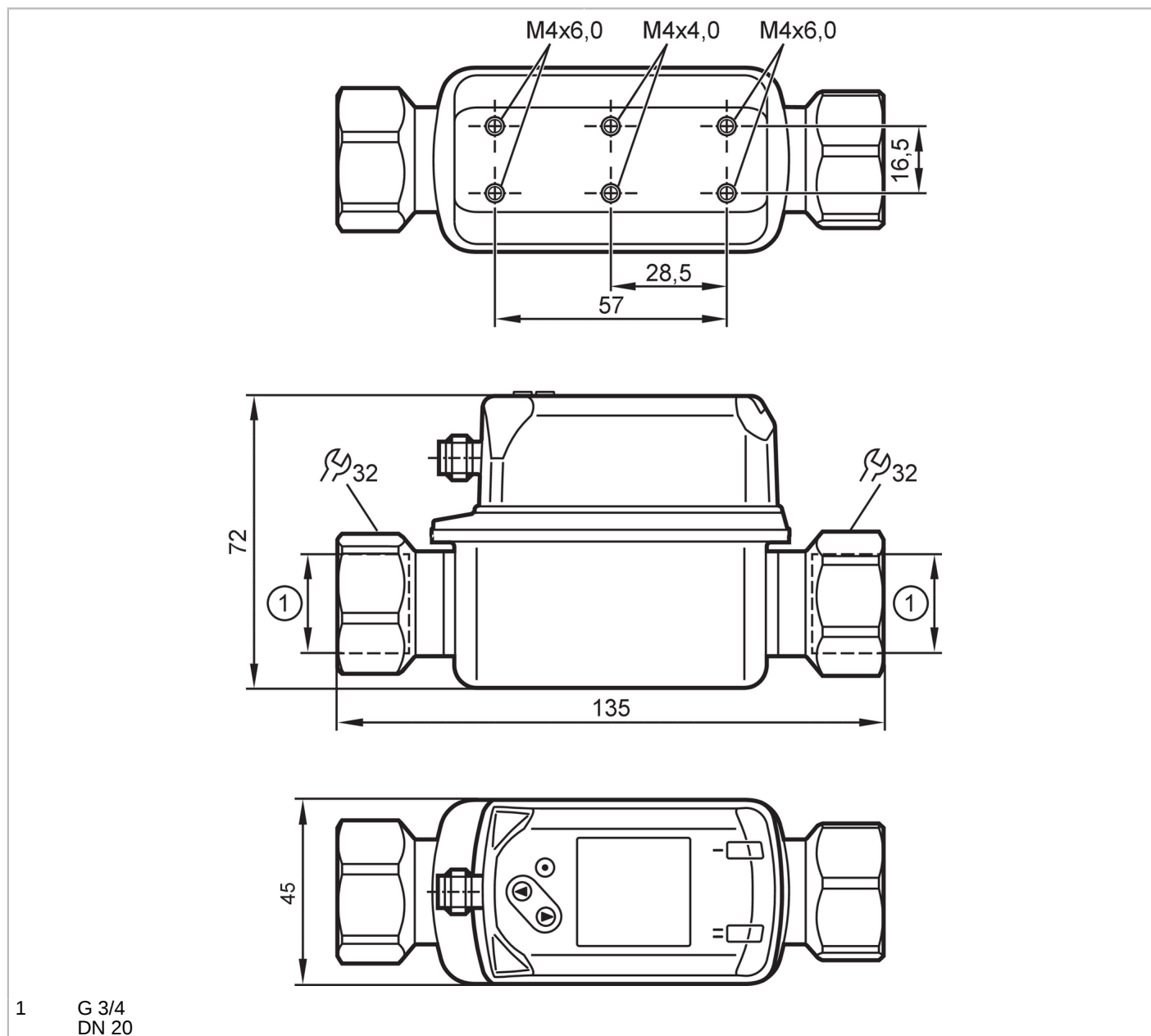


# SV7200



## SV vortex flowmeters with display for water based media

SVR34XXXIRKG/US-100



### Product characteristics

Number of inputs and outputs	Number of digital outputs: 2	
Measuring range	5...100 l/min	0.3...6 m³/h
Process connection	threaded connection G 3/4 Internal thread DN20	

### Application

Special feature	gold-plated contacts	
Application	for industrial applications	
Media	water; glycol solutions; Coolants	
Medium temperature [°C]	-10...90	
Pressure rating	12 bar	1.2 MPa
Note on pressure rating	up to 40 °C	



## SV vortex flowmeters with display for water based media

SVR34XXXIRKG/US-100

MAWP (for applications according to CRN)	[bar]	4.3
--	-------	-----

## Electrical data

Operating voltage	[V]	18...30 DC
Current consumption	[mA]	< 30
Min. insulation resistance	[MΩ]	100; (500 V DC)
Protection class		III
Reverse polarity protection		yes
Power-on delay time	[s]	< 3
Measuring principle		Vortex

## Inputs / outputs

Number of inputs and outputs	Number of digital outputs: 2
------------------------------	------------------------------

## Outputs

Total number of outputs	2
Output signal	switching signal; frequency signal; IO-Link; (configurable)
Electrical design	PNP/NPN
Number of digital outputs	2
Output function	normally open / closed; (configurable)
Max. voltage drop switching output DC	[V] 2.5
Permanent current rating of switching output DC	[mA] 100
Short-circuit protection	yes
Overload protection	yes

## Measuring/setting range

Measuring range	5...100 l/min	0.3...6 m³/h
Display range	0...120 l/min	0...7.2 m³/h
Resolution	0.5 l/min	0.02 m³/h
Set point SP	6...100 l/min	0.36...6 m³/h
Reset point rP	5...99 l/min	0.3...5.94 m³/h
Frequency end point, FEP	20...100 l/min	1.2...6 m³/h
In steps of	0.5 l/min	0.02 m³/h
Frequency at the end point FRP	[Hz]	100...1000
Measuring dynamics		1:20

## Temperature monitoring

Measuring range	[°C]	-10...90
Display range	[°C]	-30...110
Resolution	[°C]	0.5
Set point SP	[°C]	-9...90
Reset point rP	[°C]	-10...89
In steps of	[°C]	0.5
Frequency start point, FSP	[°C]	-10...70
Frequency end point, FEP	[°C]	10...90
Frequency at the end point FRP	[Hz]	100...1000

# SV7200



## SV vortex flowmeters with display for water based media

SVR34XXXIRKG/US-100

Accuracy / deviations		
Flow monitoring		
Accuracy (in the measuring range)		± 2 % MEW; (water)
Repeatability		± 0,5 % MEW
Temperature monitoring		
Accuracy	[K]	± 1
Reaction times		
Flow monitoring		
Response time	[s]	1; (dAP = 0)
Damping process value dAP	[s]	0...5
Temperature monitoring		
Dynamic response T05 / T09	[s]	T09 = 6
Software / programming		
Parameter setting options	hysteresis / window; normally open / closed; switching logic; Frequency output; switch-on/switch-off delay; Damping; Display unit	
Interfaces		
Communication interface	IO-Link	
Transmission type	COM2 (38,4 kBaud)	
IO-Link revision	1.1	
SDCI standard	IEC 61131-9	
Profiles	Smart Sensor - SSP 0	Generic Profiled Sensor
	Function	Device identification
	Function	Process data variable
	Function	Device diagnosis
SIO mode	yes	
Required master port class	A	
Process data analog	2	
Process data binary	2	
Min. process cycle time	[ms]	3
Supported DeviceIDs	<b>Type of operation</b>	<b>DeviceID</b>
	default	492
Operating conditions		
Ambient temperature	[°C]	0...60
Note on ambient temperature	medium temperature < 80 °C medium temperature < 90 °C: 0...50 °C	
Storage temperature	[°C]	-20...80
Protection	IP 65; IP 67	
Tests / approvals		
EMC	DIN EN 61000-6-2	
	DIN EN 61000-6-3	

# SV7200



## SV vortex flowmeters with display for water based media

SVR34XXXIRKKG/US-100

CPA approval	model number	001VO
	accuracy class	-
	maximum allowable error	± 2 % FS
	Q (min)	0,36 m³/h
	Q (t)	1,2 m³/h
	Q (max)	6 m³/h
Shock resistance	DIN EN 60068-2-27	5 g (11 ms)
Vibration resistance	DIN EN 60068-2-6	with water / 10...50 Hz 1 mm
		with water / 50...2000 Hz 2 g
MTTF	[years]	342
UL approval	UL approval number	I001
Pressure equipment directive	sound engineering practice; can be used for group 2 fluids; group 1 fluids on request	

### Mechanical data

Weight	[g]	484.5
Housing		rectangular
Dimensions	[mm]	135 x 45 x 72
Material		stainless steel (1.4404 / 316L); PC; PBT+PC-GF30; PPS; TPE-U
Materials (wetted parts)		stainless steel (1.4404 / 316L); ETFE; PA 6T; PPS; FKM
Tightening torque	[Nm]	30
Process connection		threaded connection G 3/4 Internal thread DN20

### Displays / operating elements

Display		Color display 1,44", 128 x 128 pixels
		2 x LED, yellow

### Remarks

Remarks		MW = Measured value
		MEW = Final value of the measuring range
Pack quantity		1 pcs.

### Electrical connection

Connector: 1 x M12; coding: A; Contacts: gold-plated

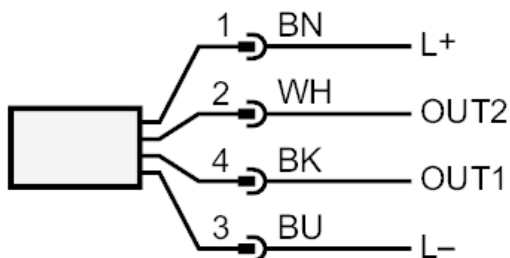




## SV vortex flowmeters with display for water based media

SVR34XXKIRKG/US-100

### Connection

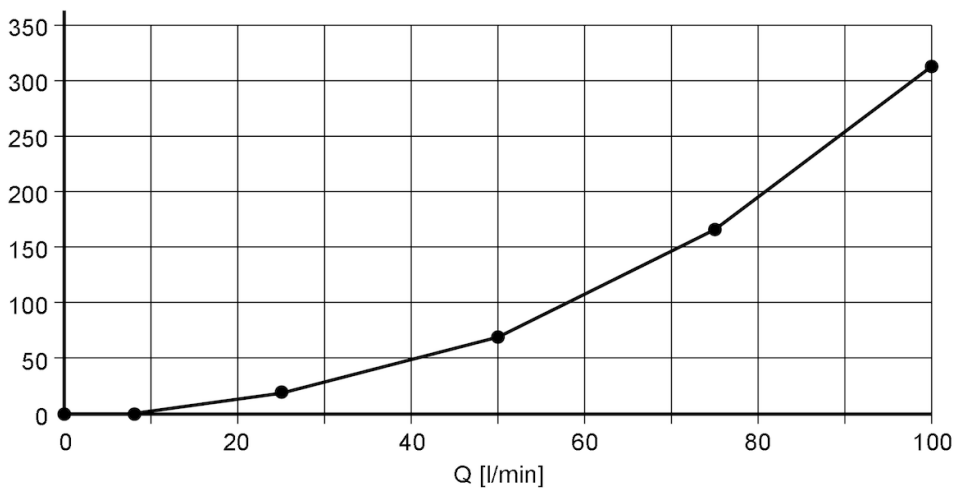


- OUT1: Flow monitoring
- Switching output
- Frequency output
- IO-Link
- OUT2: flow monitoring and temperature monitoring
- Switching output
- Frequency output
- Colors to DIN EN 60947-5-2
- Core colors :
- BK = black
- BN = brown
- BU = blue
- WH = white

### Diagrams and graphs

#### Pressure loss

dP [mbar] DN20



dP Pressure loss

Q volumetric flow quantity

# SV7200



## SV vortex flowmeters with display for water based media

SVR34XXXIRKG/US-100

pressure rating (bar)

