

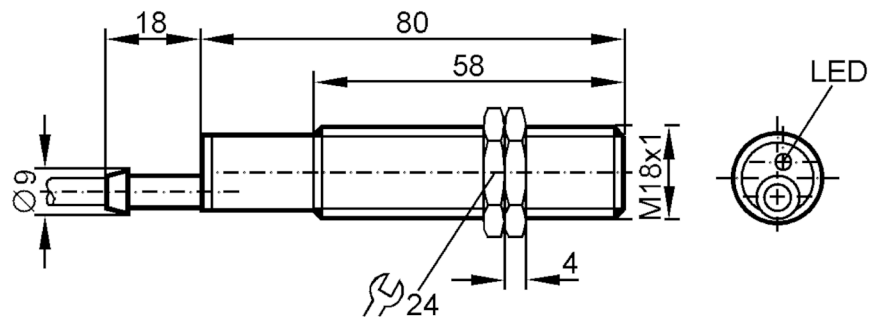
# IG5181

## Inductive sensor

IGA2005SFROG/V4A/20m



Article no longer available - archive entry



### Electrical data

Connection to switching amplifiers	yes
Switching amplifiers	connection to F400 control monitor or as 2-wire DC DNP
Operating voltage [V]	10...36 DC
Reverse polarity protection	no

### Outputs

Electrical design	PNP; (self-monitoring system)
Output function	normally open / normally closed; (selectable)
Max. voltage drop switching output DC [V]	6.5
Minimum load current [mA]	5
Max. leakage current [mA]	1.5
Permanent current rating of switching output DC [mA]	100
Switching frequency DC [Hz]	80
Short-circuit protection	no
Overload protection	no

### Detection zone

Sensing range [mm]	5
Real sensing range $S_r$ [mm]	$5 \pm 10\%$
Operating distance [mm]	0...4.05

# IG5181



## Inductive sensor

IGA2005SFROG/V4A/20m

Accuracy / deviations		
Correction factor	steel: 1 / stainless steel: 0.7 / brass: 0.4 / aluminium: 0.3 / copper: 0.2	
Hysteresis [% of Sr]	1...15	
Switch point drift [% of Sr]	-10...10	
Operating conditions		
Ambient temperature [°C]	-25...80	
Protection	IP 67	
Tests / approvals		
EMC	IEC 801-2	level 4
	IEC 801-3	level 3
	IEC 801-4	level 4
	IEC 801-5	level 2
Mechanical data		
Housing	threaded type	
Mounting	flush mountable	
Dimensions [mm]	M18 x 1	
Thread designation	M18 x 1	
Materials	stainless steel (1.4571/316Ti ); PBT	
Displays / operating elements		
Display	switching status	1 x LED, yellow
Accessories		
Accessories (supplied)	lock nuts: 2	
Remarks		
Pack quantity	1 pcs.	

# IG5181



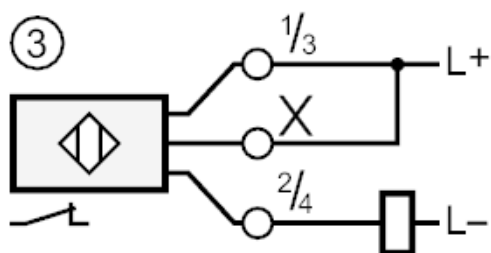
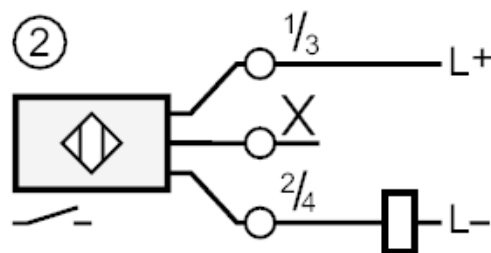
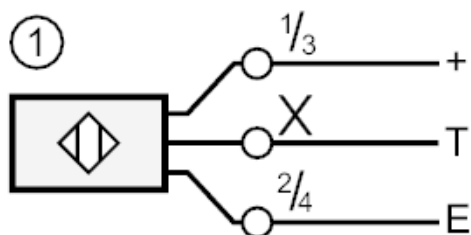
## Inductive sensor

IGA2005SFROG/V4A/20m

### Electrical connection

Cable: 20 m, PVC; 3 x 0.5 mm<sup>2</sup>

### Connection



- 1 = connection to F400  
2 = Connection 2-wire DC  
3 = Connection 2-wire DC

Core colours :

- BK = black  
BN = brown  
BU = blue

Article no longer available - archive entry