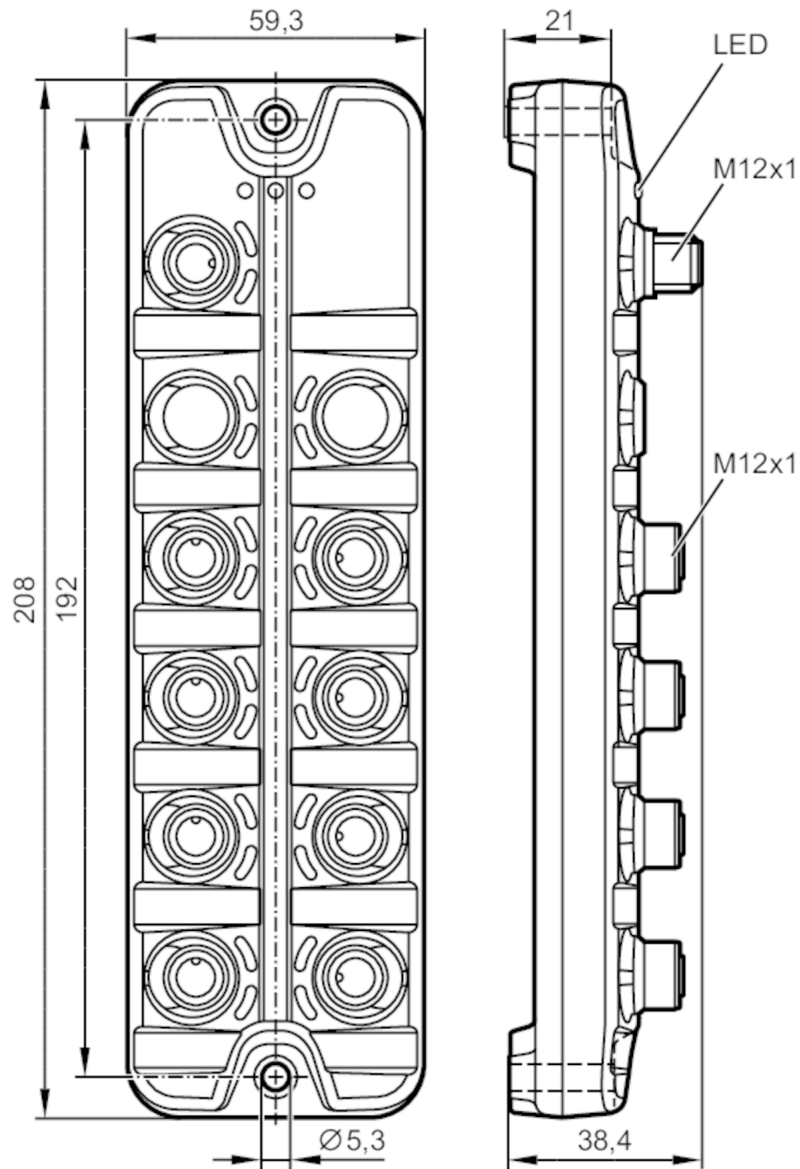


AL2201



IO-Link input/output module

IOL MOD SL 8XMP/DX A M12 IP69K



Depending on the version some LEDs are inactive



Electrical data

Operating voltage	[V]	18...30 DC
Current consumption	[mA]	1100; (US)
Protection class		III
Max. current consumption from additional supply	[mA]	1000; (UA; UAi: 1000 mA)

Inputs / outputs

Total number of inputs and outputs	16; (configurable)
Number of inputs and outputs	Number of digital inputs: 16; Number of analogue inputs: 8; Number of digital outputs: 16

AL2201



IO-Link input/output module

IOL MOD SL 8XMP/DX A M12 IP69K

Inputs		
Number of digital inputs	16; (configurable)	
Input circuit of digital inputs	PNP; (type 3 (IEC 61131-2))	
Sensor supply of the inputs	US	
Voltage supply [V]	18...30	
Number of analogue inputs	8; (configurable current/voltage input)	
Analogue input (current) [mA]	4...20	
Analogue input (voltage) [V]	0...10	
Resolution of analogue input	16 Bit	
Outputs		
Number of digital outputs	16; (configurable)	
Max. current load per output [mA]	1000	
Max. current load outputs total [A]	1	
Short-circuit protection	yes	
Actuator supply outputs	US	
Interfaces		
Communication interface	IO-Link	
SDCI standard	IEC 61131-9	
Transmission type	COM3 (230,4 kBaud)	
IO-Link revision	1.1	
SIO mode	no	
Required master port type	A	
Min. process cycle time [ms]	4	
Supported DeviceIDs	Type of operation	DeviceID
	Factory setting: parametrisation via PDout	1407
	Acyclic parametrisation	1408
Note	Parameterisation can be changed from cyclical to acyclical. For further information please see the IODD PDF file under "Downloads"	
Operating conditions		
Ambient temperature [°C]	-25...60	
Storage temperature [°C]	-25...70	
Max. relative air humidity [%]	90	
Max. height above sea level [m]	2000	
Protection	IP 65; IP 67; IP 69K; (operation with stainless steel protective caps: IP 69K)	
Protection rating (NEMA 250)	6P	
Degree of soiling	2	
Chemical media	ISO 16750-5	HLP, CC, DB, DC, DD, CA
	NEMA 250 5.13.1	AA

AL2201



IO-Link input/output module

IOL MOD SL 8XMP/DX A M12 IP69K

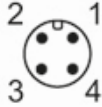
Tests / approvals	
EMC	EN 61000-6-2
	EN 61000-6-3
	IEC 61131-9
Shock resistance	DIN EN 60068-2-27
Vibration resistance	DIN EN 60068-2-64
	DIN EN 60068-2-6

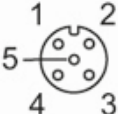
Mechanical data	
Weight [g]	482.29
Dimensions [mm]	26 x 59.3 x 208
Materials	housing: PA grey; socket: stainless steel (1.4404 / 316L)
Sealing material	EPDM
Tightening torque [Nm]	< 0.8

Displays / operating elements		
Display	operation	1 x LED, green
	fault	1 x LED, red
	function	1 x LED, yellow

Accessories	
Accessories (optional)	protective cap for M12 sockets

Remarks	
Pack quantity	1 pcs.

Electrical connection - IO-Link	
Connector: 1 x M12	
	
X1	
1	+ 24 V DC (US)
2	not used
3	GND (US)
4	IO-Link

Electrical connection - inputs / outputs	
Connector: 8 x M12; coding: A; Sealing: EPDM	
	

AL2201



IO-Link input/output module

IOL MOD SL 8XMP/DX A M12 IP69K

X1.0...X1.7

1	Sensor supply + 24 V DC
2	multifunctional input I2 digital output O2
3	GND
4	digital input/output I1/O1
5	not used