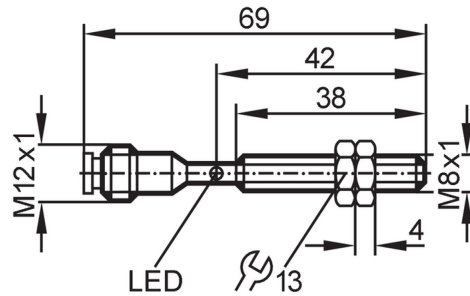


IE5203



Inductive sensor

IEK2001-FRKG/US-104



Product characteristics	
Electrical design	PNP/NPN
Output function	normally open / normally closed; (selectable)
Sensing range [mm]	1
Housing	threaded type
Dimensions [mm]	M8 x 1 / L = 69
Electrical data	
Operating voltage [V]	5...36 DC
Protection class	III
Outputs	
Electrical design	PNP/NPN
Output function	normally open / normally closed; (selectable)
Max. voltage drop switching output DC [V]	4.6
Minimum load current [mA]	4
Max. leakage current [mA]	0.8
Permanent current rating of switching output DC [mA]	200
Switching frequency DC [Hz]	2000
Short-circuit protection	yes
Overload protection	yes
Detection zone	
Sensing range [mm]	1
Real sensing range S_r [mm]	$1 \pm 10\%$
Operating distance [mm]	0...0.8
Accuracy / deviations	
Correction factor	steel: 1 / stainless steel: 0.7 / brass: 0.4 / aluminium: 0.3 / copper: 0.2
Hysteresis [% of S_r]	1...15
Switch point drift [% of S_r]	-10...10
Operating conditions	
Ambient temperature [°C]	-25...80
Protection	IP 67

IE5203



Inductive sensor

IEK2001-FRKG/US-104

Tests / approvals		
EMC	EN 61000-4-2 ESD	4 kV CD / 8 kV AD
	EN 61000-4-3 HF radiated	3 V/m
	EN 61000-4-4 Burst	2 kV
	EN 61000-4-6 HF conducted	3 V
	EN 55011	class B
Embedded software included	yes	
UL approval	Ta	-25...80 °C
	Enclosure type	Type 1
	voltage supply	Class 2
	File number UL	E174191

Mechanical data		
Weight	[g]	22.5
Housing		threaded type
Mounting		flush mountable
Dimensions	[mm]	M8 x 1 / L = 69
Thread designation		M8 x 1
Materials		housing: brass white bronze coated; sensing face: PBT
Tightening torque	[Nm]	A = 5 mm: 1 Nm; B: 2 Nm

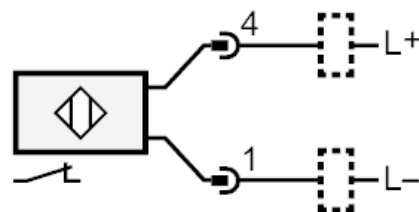
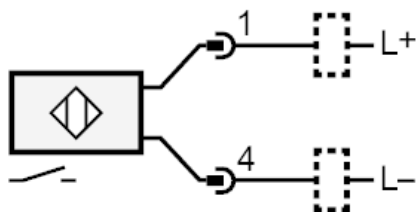
Displays / operating elements		
Display	switching status	1 x LED, yellow

Accessories		
Items supplied		lock nuts: 2

Remarks		
Pack quantity		1 pcs.

Electrical connection - plug

Connector: 1 x M12; coding: A; Contacts: 4



IE5203

Inductive sensor

IEK2001-FRKG/US-104



Diagrams and graphs

Installation

