

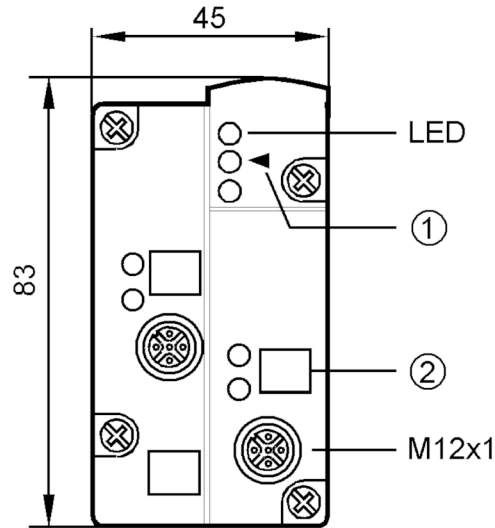


AS-Interface ClassicLine module

ClassicLine45 2x(2DI/1DO T)M12

Article no longer available - archive entry

Alternative article: AC5202 When selecting an alternative article and accessories please note that technical data may differ! – When selecting an alternative article and accessories please note that technical data may differ!



- 1 fixture infrared adapter
- 2 panel for labelling



Electrical data

Operating voltage	[V]	26.5...31.6 DC
Max. current consumption from AS-i	[mA]	150
Max. current load total	[A]	0.1; (total current for both outputs and sensor supply from AS-i: 100 mA)
Integrated watchdog		yes

Inputs

Input circuit of digital inputs		PNP
Sensor supply of the inputs		AS-i
Voltage supply	[V]	21...30; (via flat cable)
Max. total current rating of inputs	[mA]	100
Input current High	[mA]	6...10
Input current Low	[mA]	0...2
Min. switching level high signal	[V]	11
Digital inputs protected against short circuits		yes



AS-Interface ClassicLine module

ClassicLine45 2x(2DI/1DO T)M12

Outputs					
Electrical design	AS-i				
Circuit	PNP				
Voltage range DC [V]	AS-i				
Max. current load per output [mA]	100				
Short-circuit proof	yes				
Electrically separated	no				
Operating conditions					
Ambient temperature [°C]	-25...70				
Protection	IP 67				
Tests / approvals					
EMC	EN 50295				
MTTF [years]	377				
AS-i classification					
AS-i version	2.1				
Extended addressing mode possible	yes				
AS-i profile	S-7.A.E				
AS-i I/O configuration [hex]	7				
AS-i ID code [hex]	A.E				
AS-i certificate pending	yes				
Assignment of the data bits	data bit	D0	D1	D2	D3
	input	1	2	3	4
	socket	I-1/2	I-1/2	I-3/4	I-3/4
	pin	4	2	4	2
	Output	1	2	-	-
	socket	I-1/2	I-3/4	-	-
	pin	2	2	-	-
Mechanical data					
Weight [g]	107.4				
Type of mounting	AS-i interface to FC and SC lower parts				
Materials	PBT				
Displays / operating elements					
Display	operation	LED, green			
	errors	LED, red			
	function	LED, yellow			
Accessories					
Accessories (optional)	Module lower part				
Remarks					
Remarks	Do not connect any of the following points to an external potential: I-1/2, I-3/4				
Pack quantity	The connections are electrically connected with the AS-i cable. 1 pcs.				



AS-Interface ClassicLine module

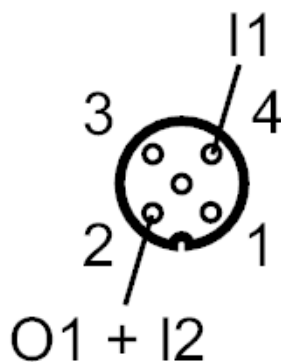
ClassicLine45 2x(2DI/1DO T)M12

Electrical connection

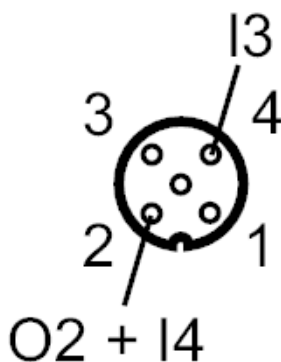
contact pins to module lower part, FK / PG:

Connection

I-1/2



I-3/4



Connector: M12

Article no longer available - archive entry

Alternative article: AC5202 When selecting an alternative article and accessories please note that technical data may differ! – When selecting an alternative article and accessories please note that technical data may differ!