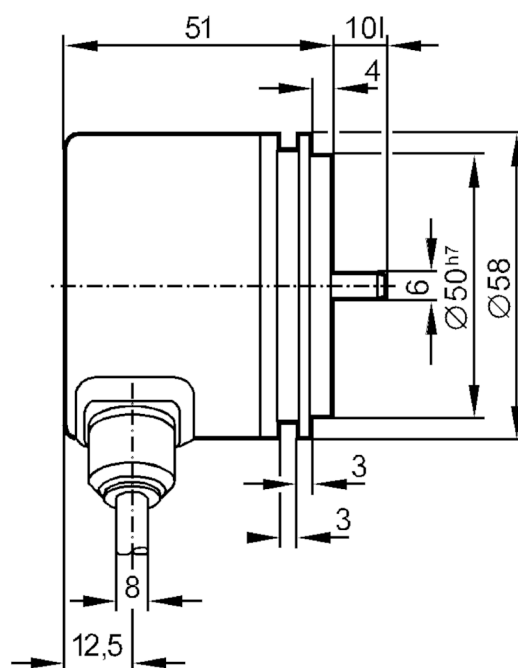
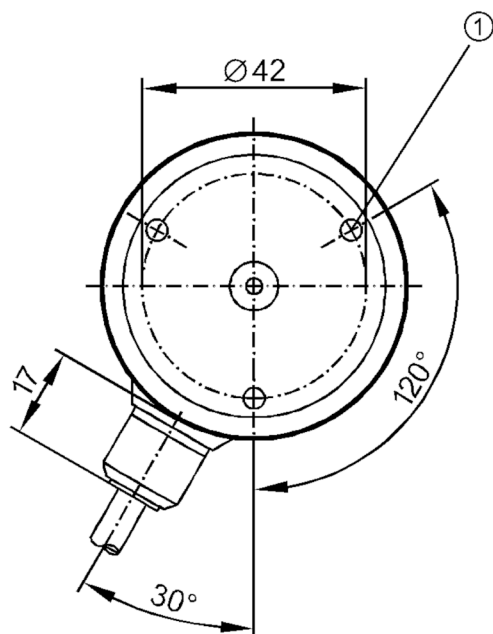




Absolute singleturn encoder with solid shaft

RN-0360-G24/N1A

Article no longer available - archive entry



1 M4 Depth 5 mm

Product characteristics

Resolution	360 resolution
Communication interface	parallel
Shaft design	solid shaft
Shaft diameter [mm]	6

Electrical data

Operating voltage [V]	10...30 DC
Current consumption [mA]	< 150
Max. revolution electrical [U/min]	6000

Outputs

Electrical design	HTL
Max. current load per output [mA]	20
Type of short-circuit protection	< 60 s
Code	Gray code; (increasing code values when turned clockwise (seen on the shaft))

Measuring/setting range

Resolution	360 resolution
------------	----------------

Interfaces

Communication interface	parallel
-------------------------	----------

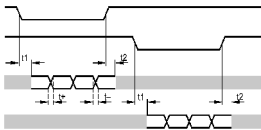
Operating conditions

Ambient temperature [°C]	-20...85
Storage temperature [°C]	-30...100
Max. relative air humidity [%]	98
Protection	IP 65



Absolute singleturn encoder with solid shaft

RN-0360-G24/N1A

Tests / approvals		
Shock resistance		100 g (6 ms)
Vibration resistance		10 g (55...2000 Hz)
Mechanical data		
Materials		aluminium
Max. revolution, mechanical [U/min]		10000
Max. starting torque [Nm]		1
Reference temperature torque [°C]		20
Shaft design		solid shaft
Shaft diameter [mm]		6
Shaft material		steel (1.4104)
Max. shaft load axial (at the shaft end) [N]		10
Max. shaft load radial (at the shaft end) [N]		20
Electrical connection		
Cable: 1 m, PUR; Maximum cable length: 100 m; radial		
brown	10...30V	
yellow/brown	10...30V sensor	
white	0V	
white/yellow	0V sensor	
green	release A inverted 5...30V	
yellow	release B inverted 5...30V	
white/grey	bit 10 (MSB) inverted	
brown/green	bit 10 (MSB)	
white/green	bit 9	
red/blue	bit 8	
grey/pink	bit 7	
lilac	bit 6	
black	bit 5	
red	bit 4	
blue	bit 3	
pink	bit 2	
grey	bit 1	
Screen	housing	
Diagrams and graphs		
Pulse diagram	 <p>release A inverted</p> <p>release B inverted</p> <p>tracks 3...10</p> <p>tracks 1...2</p>	