

IG5500



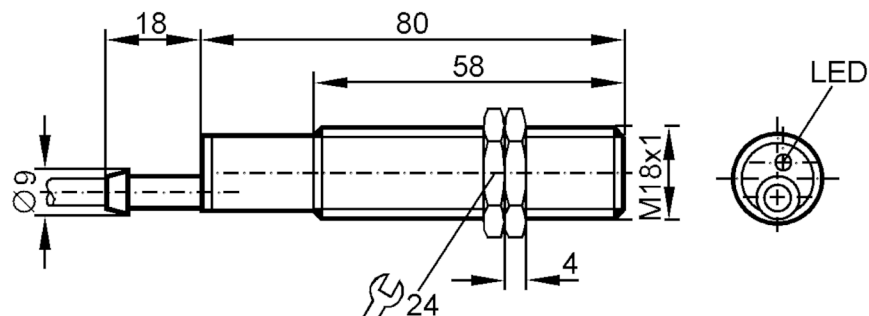
Inductive sensor

IGA2005SFROG/V4A/ 6mPPU

Article no longer available - archive entry

Alternative articles: IG5179

When selecting an alternative article and accessories please note that technical data may differ!



Product characteristics

Electrical design	PNP; (self-monitoring system)
Output function	normally open / normally closed; (selectable)
Sensing range [mm]	5
Housing	threaded type
Dimensions [mm]	M18 x 1

Electrical data

Connection to switching amplifiers	yes
Switching amplifiers	connection to F400 control monitor or as 2-wire DC DNP
Operating voltage [V]	10...36 DC
Reverse polarity protection	no

IG5500



Inductive sensor

IGA2005SFROG/V4A/ 6mPPU

Outputs		
Electrical design	PNP; (self-monitoring system)	
Output function	normally open / normally closed; (selectable)	
Max. voltage drop switching output DC [V]	6.5	
Minimum load current [mA]	5	
Max. leakage current [mA]	1.5	
Permanent current rating of switching output DC [mA]	100	
Switching frequency DC [Hz]	80	
Short-circuit protection	no	
Overload protection	no	
Detection zone		
Sensing range [mm]	5	
Real sensing range Sr [mm]	5 ± 10 %	
Operating distance [mm]	0...4.05	
Accuracy / deviations		
Correction factor	steel: 1 / stainless steel: 0.7 / brass: 0.4 / aluminium: 0.3 / copper: 0.2	
Hysteresis [% of Sr]	1...15	
Switch point drift [% of Sr]	-10...10	
Operating conditions		
Ambient temperature [°C]	-25...80	
Protection	IP 67	
Tests / approvals		
EMC	IEC 801-2	level 4
	IEC 801-3	level 3
	IEC 801-4	level 4
	IEC 801-5	level 2
Mechanical data		
Housing	threaded type	
Mounting	flush mountable	
Dimensions [mm]	M18 x 1	
Thread designation	M18 x 1	
Materials	stainless steel (1.4571/316Ti); PBT	
Displays / operating elements		
Display	switching status	1 x LED, yellow
Accessories		
Items supplied	lock nuts: 2	
Remarks		
Pack quantity	1 pcs.	

IG5500



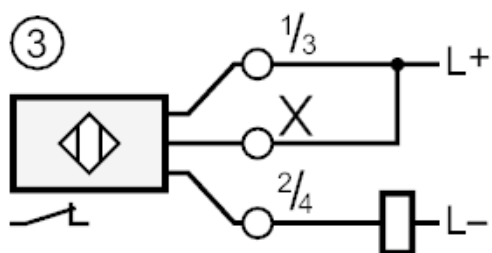
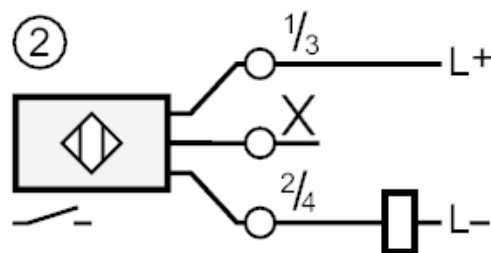
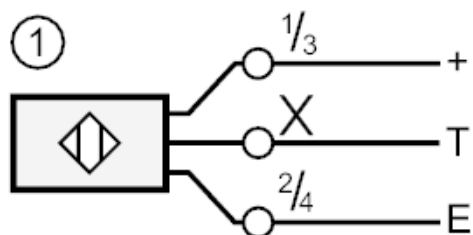
Inductive sensor

IGA2005SFROG/V4A/ 6mPPU

Electrical connection

Cable: 6 m, PUR / PVC; 3 x 0.5 mm²

Connection



- 1 = connection to F400
- 2 = Connection 2-wire DC
- 3 = Connection 2-wire DC

Core colours :

- BK = black
- BN = brown
- BU = blue