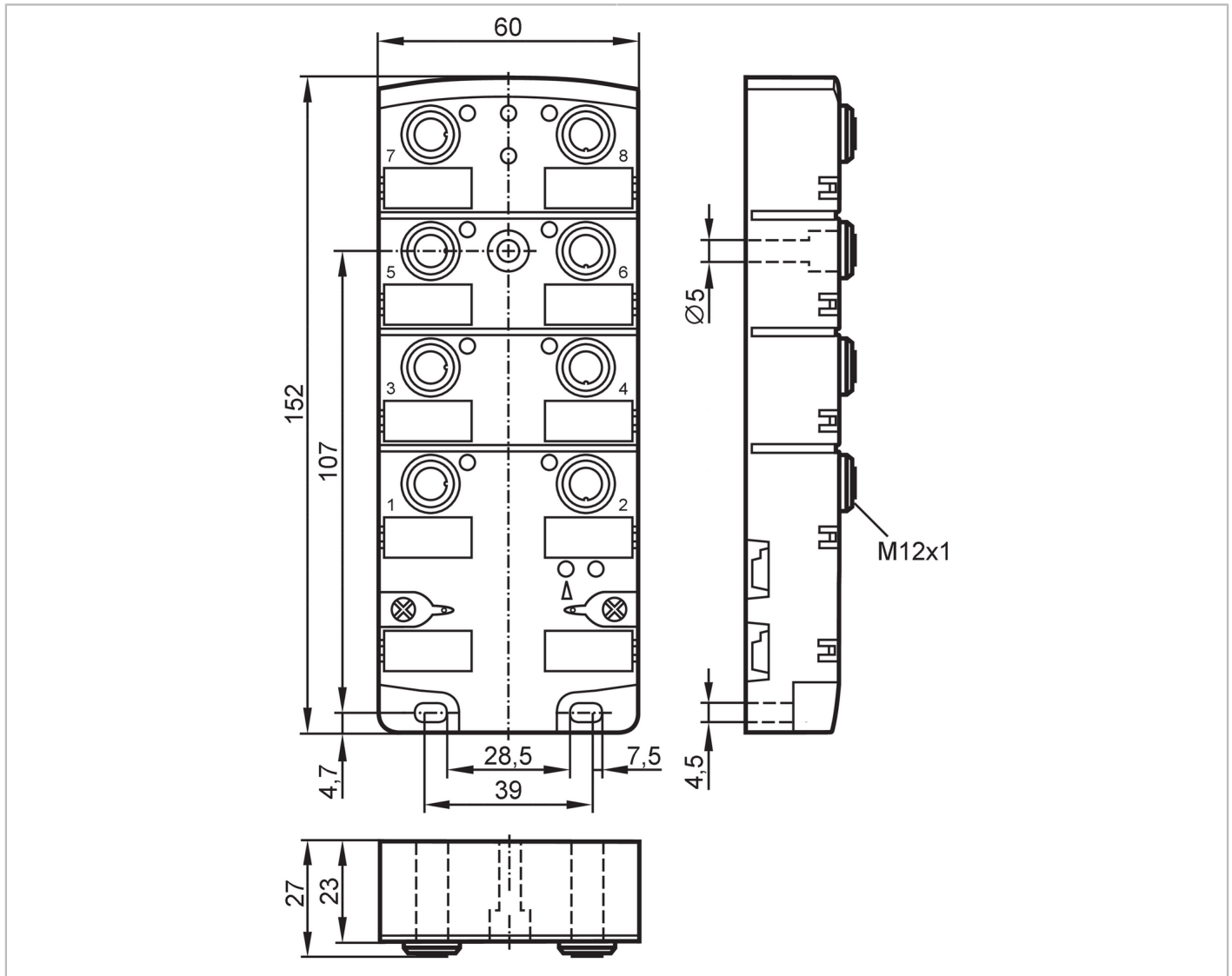


# AC2471



## AS-Interface CompactLine module

CompactM12 4DI-Y 4DO



Application	
Design	only for operation with AS-i masters with the profile M4
Application	field installation
Electrical data	
Operating voltage [V]	26.5...31.6 DC
Max. current consumption from AS-i [mA]	250
Max. current load total [A]	4
Additional voltage supply [V]	10...30 DC; (AUX)
Max. current consumption from additional supply [mA]	4000; (AUX)
Integrated watchdog	yes
Inputs / outputs	
Number of inputs and outputs	Number of digital inputs: 4; Number of digital outputs: 4



## AS-Interface CompactLine module

CompactM12 4DI-Y 4DO

Inputs	
Number of digital inputs	4
Input circuit of digital inputs	PNP; (type 2 according to IEC 61131-2)
Sensor supply of the inputs	AS-i
Voltage supply [V]	20...30; (DC)
Max. total current rating of inputs [mA]	200
Input current limitation [mA]	15
Input current High [mA]	6...10
Input current Low [mA]	0...2
Switching level high [V]	> 11
Digital inputs protected against short circuits	yes
Outputs	
Number of digital outputs	4
Circuit	PNP
Voltage range DC [V]	10...30; (AUX)
Max. current load per output [mA]	2000; (utilisation category DC-13 (control of electromagnets): 20 W (IEC 60947-5-1))
Max. current load outputs total [A]	4
Short-circuit proof	yes
Electrically separated	yes
Actuator supply outputs	AUX
Operating conditions	
Ambient temperature [°C]	-25...80
Storage temperature [°C]	-25...80
Max. relative air humidity [%]	90; (non condensing)
Max. height above sea level [m]	2000
Protection	IP 67; (when flat cables are used E7400x / E7401x)
Tests / approvals	
EMC	EN 61000-6-2
	EN 62026-2
	EN 50581
MTTF [years]	190
UL approval	voltage supply Class 2
AS-i classification	
AS-i version	3.0
AS-i addressing	IR addressing possible
Extended addressing mode	yes
AS-i master profile	M4
AS-i profile	S-7.A.7
AS-i I/O configuration [hex]	7
AS-i ID code [hex]	A.7
AS-i certificate	97001



## AS-Interface CompactLine module

CompactM12 4DI-Y 4DO

Assignment of the data bits	data bit	D0	D1	D2	D3
	input	1	2	3	4
	socket	I-1/2	I-1/2 / I-2	I-3/4	I-3/4 / I-4
	pin	4	2 4	4	2 4
	Output	1	2	3	4
	socket	O-1	O-2	O-3	O-4
	pin	4	4	4	4

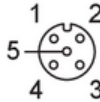
Mechanical data	
Weight [g]	379
Housing	rectangular
Type of mounting	AS-i flat cables directly connectable; backplane mounting
Dimensions [mm]	152 x 60 x 27
Materials	PA; socket: brass nickel-plated; threaded inserts in the lower part: brass nickel-plated; O-ring: FKM; piercing contacts: CuSn6 nickel-plated and tin-plated

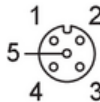
Displays / operating elements		
Display	switching status	LED, yellow I1...I4, O1...O4
	operation	LED, green AS-i, AUX
	errors	LED, red

Electrical connection	
Module connection	Flat cables

Accessories	
Items supplied	stainless steel sleeve for installation in case of high mechanical stress , E70402

Remarks	
Remarks	Do not connect any of the following points to an external potential: I-, I+, I1, I2, I3, I4 The connections are electrically connected with the AS-i cable.
Pack quantity	1 pcs.

Electrical connection - Outputs	
Connector: M12; coding: A; Contacts: 3	
	
3	Outputs external voltage AUX -
4	switching output
5	functional earth (FE)
1, 2	not used

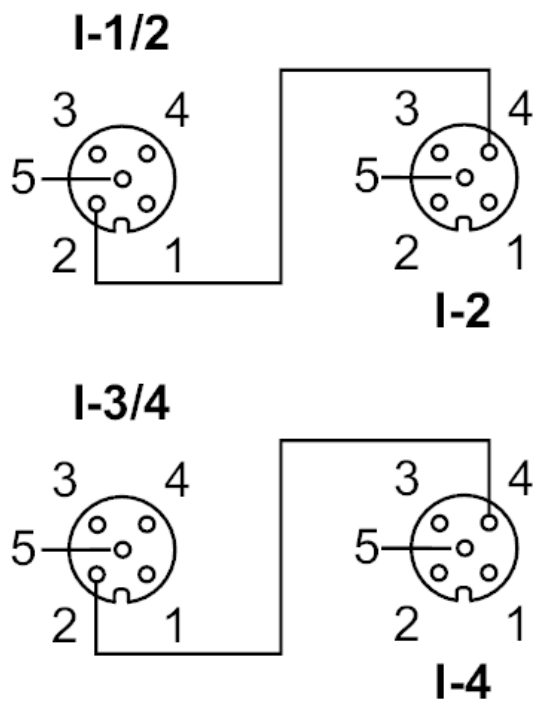
Electrical connection - Inputs	
Connector: M12; coding: A; Contacts: 5	
	



## AS-Interface CompactLine module

CompactM12 4DI-Y 4DO

### Connection



	Inputs
1	Sensor supply +
2	data input
3	Sensor supply -
4	data input
5	functional earth (FE)