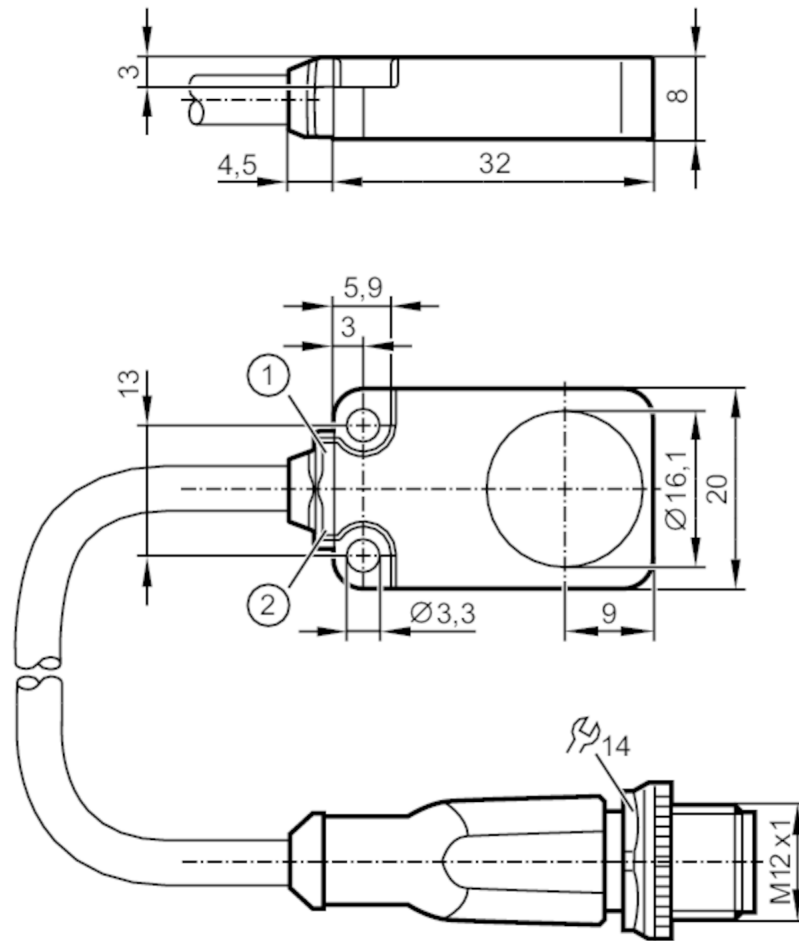


MQ2004



Magnetic sensor

MQ23005BFRKG/B/AM/IO/WFI/0,3M/ZH/US



- 1 LED yellow
- 2 LED green



Product characteristics

Electrical design	PNP/NPN; (parameterisable)
Output function	normally open / normally closed; (parameterisable)
Sensing range [mm]	5
Communication interface	IO-Link
Housing	rectangular
Dimensions [mm]	20 x 8 x 32

Application

Special feature	anti-spatter
Media	ferrous only

MQ2004



Magnetic sensor

MQ23005BFRKG/B/AM/IO/WFI/0,3M/ZH/US

Electrical data	
Operating voltage [V]	10...30 DC
Rated insulation voltage [V]	60
Current consumption [mA]	< 30
Protection class	III
Reverse polarity protection	yes
Power-on delay time [s]	< 0.3
Outputs	
Electrical design	PNP/NPN; (parameterisable)
Output function	normally open / normally closed; (parameterisable)
Max. voltage drop switching output DC [V]	2.5
Max. leakage current [mA]	0.1
Permanent current rating of switching output DC [mA]	100
Short-time current rating of switching output [mA]	100
Switching frequency DC [Hz]	300
Notes on switching frequency	suppression of extraneous fields: 10
Short-circuit protection	yes
Type of short-circuit protection	pulsed
Overload protection	yes
Detection zone	
Sensing range [mm]	5
Real sensing range Sr [mm]	5 ± 10 %
Operating distance [mm]	0...4.05
Accuracy / deviations	
Correction factor	steel: 1
Hysteresis [% of Sr]	< 10
Switch point drift [% of Sr]	10
Repeatability [% of Sr]	10
Software / programming	
Parameter setting options	hysteresis / window; switch-off delay; weld-field immunity; switch-on operations; Auto-teach

MQ2004



Magnetic sensor

MQ23005BFRKG/B/AM/IO/WFI/0,3M/ZH/US

Interfaces		
Communication interface	IO-Link	
Transmission type	COM2 (38,4 kBaud)	
IO-Link revision	1.1	
SDCI standard	IEC 61131-9 CDV	
Profiles	Smart Sensor: Identification and diagnosis; Multi-channel, two setpoint switching sensor, type 0 Generic Profiled Sensor; Teach Channel	
SIO mode	yes	
Required master port type	A	
Min. process cycle time [ms]	9.6	
IO-Link functions (cyclical)	function	bit length
	process value	16
	device status	4
	binary switching information	4
IO-Link functions (acyclical)	application specific tag; operating hours counter; switching cycles counter	
Supported DeviceIDs	Type of operation	IO-Link device ID
	Default	829d / 00033Dh
Note	For further information please see the IODD PDF file at "Downloads"	
Operating conditions		
Ambient temperature [°C]	-25...80	
Storage temperature [°C]	-30...85	
Protection	IP 65; IP 67	
Tests / approvals		
EMC	EN 61000-4-2 ESD	4 kV CD / 8 kV AD
	EN 61000-4-3 HF radiated	10 V/m
	EN 61000-4-4 Burst	2 kV
	EN 61000-4-6 HF conducted	10 V
Vibration resistance	EN 55011	class B
	EN 60068-2-6 Fc	20 g (10...3000 Hz) / 50 sweep cycles per frequency; 1 octave per minute in 3 axes
Shock resistance	EN 60068-2-27 Ea	100 g 11 ms half-sine; 3 shocks each in every direction of the 3 coordinate axes
Continuous shock resistance	EN 60068-2-27	40 g 6 ms; 4000 shocks each in every direction of the 3 coordinate axes
MTTF [years]	1976	
UL approval	Ta	-25...60 °C
	Enclosure type	Type 1
	voltage supply	Limited Voltage/Current
	UL Approval no.	C010
	File number UL	E174191
Mechanical data		
Weight [g]	45	
Housing	rectangular	
Mounting	flush mountable	
Dimensions [mm]	20 x 8 x 32	
Materials	diecast zinc anti-spatter; LED window: TPU; potting: PUR	

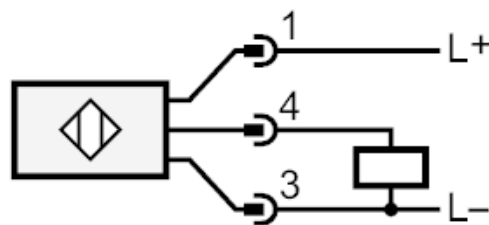
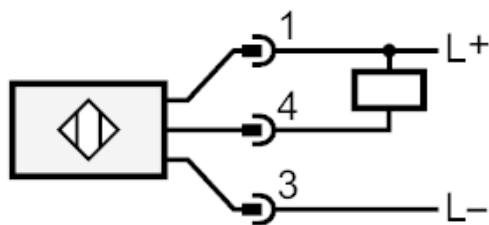
MQ2004



Magnetic sensor

MQ23005BFRKG/B/AM/IO/WFI/0,3M/ZH/US

Displays / operating elements		
Display	Display operation	1 x LED, green
	switching status	1 x LED, yellow
Remarks		
Pack quantity	1 pcs.	
Electrical connection		
Cable: 0.3 m, PUR, Ø 4.9 mm; flame-retardant (IEC 60332-2, UL: FT2)		
Connection		



4 OUT / IO-Link

Connector: 1 x M12; Locking: knurled nut, rotatable

