



Continuous range monitoring of point levels

Capacitive sensors



ifm.com/gb/kq10

50th ifm anniversary
experience in automation.

Worldwide innovation! Three point levels can be monitored with just one sensor.

Permanently in view:
Continuous range monitoring
of levels.

Easy installation:
"See" through non-conductive
tank walls without contact and
maintenance.


Three switch points in one:
Reduce the number of sensors –
monitor three point levels with
just one sensor.

Quick set up:
Configure switch points easily
via IO-Link.

No incorrect switching:
For reliable switching. Build-up
and tank walls can be suppressed
by means of offset.

More advantages with IO-Link.

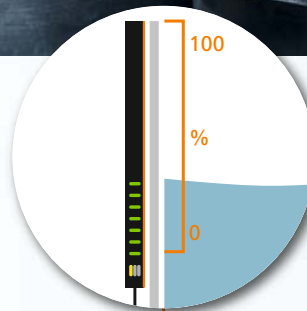
Via IO-Link it is possible to set switch
points and other functions such as normally
closed / normally open, hysteresis or the
orientation and sensing face of the sensor
if, for example, two sensors are connected
to combine their process values in the
controller.



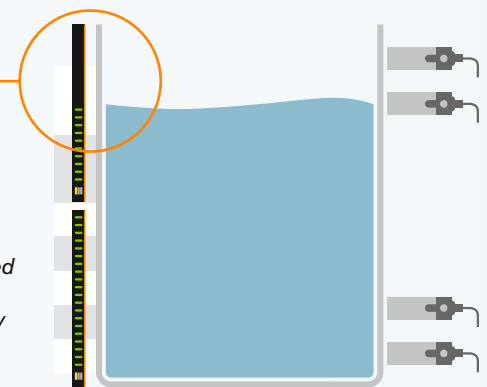
IO-Link master



Up to three point levels can be monitored
by just one sensor; and this at the same
time with continuous range monitoring.



For condition-based
maintenance:
continuous display
of the level
via IO-Link
of 0 - 100 %.



By combining several sensors
the detection range can be
increased correspondingly.

Conventional limit
monitoring requires
two or three sensors
per range.



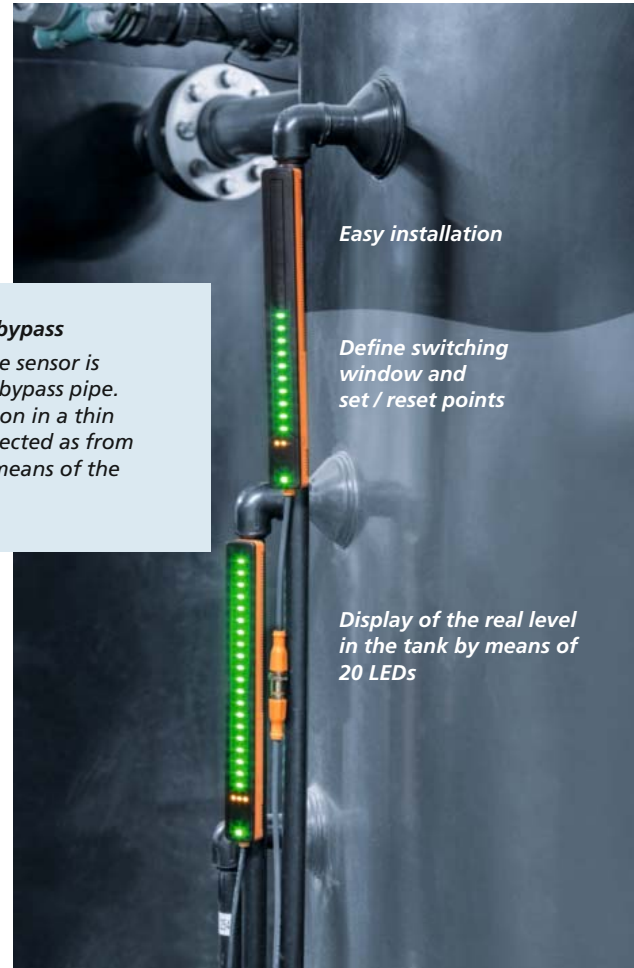
For industrial applications



Continuously monitor empty and overflow condition

The new capacitive sensor can “see” through all non-conductive walls, detecting bulk materials or liquids without contact. So no maintenance is necessary. Process values of 0...100 % can continuously be transferred via IO-Link in ranges of 250 mm without dead band. 20 LEDs display the real level inside the tank directly at the sensor.

By setting the sensitivity, the sensor can detect media with good conductive properties such as water or acids and also poorly conducting media such as oils or granulates. Furthermore, it is possible to suppress zones so as to restrict the detection range to a non-conductive sight glass even with conductive vessels.

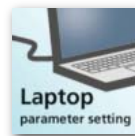


Determine the point level via bypass
With conductive tank walls, the sensor is installed on a non-conductive bypass pipe. To ensure reliable level detection in a thin bypass pipe, liquids can be detected as from a pipe diameter of 10 mm by means of the pipe adapter.

Easy installation

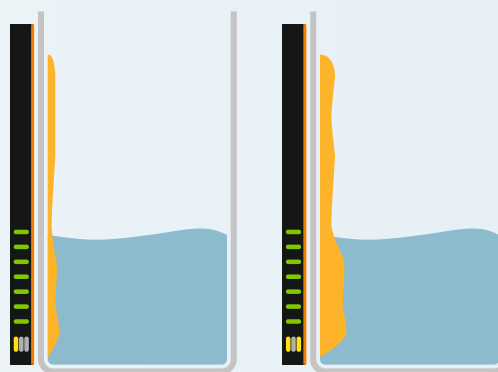
Define switching window and set / reset points

Display of the real level in the tank by means of 20 LEDs



Suppress and monitor build-up

Little build-up on the inner tank walls does not disturb level detection. However, growing build-up can be detected and signalled via switching output or IO-Link. This permanent condition monitoring enables real-time maintenance and prevents unplanned production downtimes.



Description	Order no.
Pipe adapter	E12676
Adapter for flat mounting	E12675
Surface-mount tape	E12677
Cable tie	E10880
IO-Link interface	E30390
IO-Link master / PROFINET	AL1100
Cable	EVC058

Housing [mm]	Operating voltage [V]	Switching outputs	Switching outputs	Order no.
rectangular plastic 250 x 28 x 16.7	10...30 / 18...30 IO-Link	3, normally open / closed programmable / maintenance	cable 2 m, 5 pins	KQ1000
			cable 0.1 m, M12 plug, 5 pins	KQ1001

For more information, technical data, accessories, application videos or prices please go to ifm.com/gb/kq10





Go ifmonline!

Inform, select, order
in the ifm webshop

ifm.com



ifm – close to you!



Position sensors



**Sensors for
motion control**



Industrial imaging



Safety technology



Process sensors



**Industrial
communication**



IO-Link



Identification systems



**Condition monitoring
systems**



**Systems for
mobile machines**



**Connection
technology**




Software



Power supplies



Accessories



ifm electronic gmbh
Friedrichstraße 1
45128 Essen
Tel. +49 / 201 / 24 22-0
Fax +49 / 201 / 24 22-1200
E-mail info@ifm.com

