



Position sensors

Ingeniously simple: display guide for the perfect setting



Capacitive sensors



Unique visualisation and handling concept via LED display

See and compensate switch point movement

IP 69K gives high ingress resistance

PNP/NPN, NO/NC, timer function

For medium temperatures up to 110 °C



Visualised switch point

The new capacitive sensors stand out not only because of their excellent technical data but most of all with their new and unique visualisation concept. Using a 12-LED bar display of the PerformanceLine the user can always adapt the switch point to suit the application conditions – it is always in the centre of the display. The green LEDs either side of the switch point indicate the reliability of the switch point. Deposits, material changes etc. are displayed directly on the sensor and the user can readjust the switch point precisely as needed. An imminent error can be detected in good time and avoided thus minimising the risk of failures or deactivation.

If help is needed with the effects of process changes this is much easier to explain and rectify with the LED display. Over the phone the user can describe the LED behaviour and a support engineer can easily advise corrective measures.



Type	Output stage	Setting range [mm]	Communication interface	Sensing range [mm]	Protection rating/ protection class	Order no.
------	--------------	-----------------------	----------------------------	-----------------------	--	--------------

PerformanceLine · connection cable 2 m PUR· 3 wires

M30	PNP, NO/NC	0.5...40	IO-Link COM 2	25 nf	IP 65, IP 67, IP 69K / III	KI6001
M18	PNP, NO/NC	0.5...30	IO-Link COM 2	15 nf	IP 65, IP 67, IP 69K / III	KG6001

PerformanceLine · M12 connector ·3 wires

M30	PNP, NO/NC	0.5...40	IO-Link COM 2	25 nf	IP 65, IP 67, IP 69K / III	KI6000
M18	PNP, NO/NC	0.5...30	IO-Link COM 2	15 nf	IP 65, IP 67, IP 69K / III	KG6000

StandardLine · connection cable 2 m PUR· 3 wires

M30	NPN, NO	0.5...40	IO-Link COM 2	25 nf	IP 65, IP 67, IP 69K / III	KI5300
M30	PNP, NC	0.5...40	IO-Link COM 2	25 nf	IP 65, IP 67, IP 69K / III	KI5301
M30	NPN, NC	0.5...40	IO-Link COM 2	25 nf	IP 65, IP 67, IP 69K / III	KI5302
M30	PNP, NO	0.5...40	IO-Link COM 2	25 nf	IP 65, IP 67, IP 69K / III	KI5303
M30	PNP, NC	0.5...24	IO-Link COM 2	15 qf	IP 65, IP 67, IP 69K / III	KI5304
M30	PNP, NO	0.5...24	IO-Link COM 2	15 qf	IP 65, IP 67, IP 69K / III	KI5305

StandardLine · M12 connector ·3 wires

M30	NPN, NO	0.5...40	IO-Link COM 2	25 nf	IP 65, IP 67, IP 69K / III	KI5306
M30	PNP, NC	0.5...40	IO-Link COM 2	25 nf	IP 65, IP 67, IP 69K / III	KI5307
M30	NPN, NO	0.5...40	IO-Link COM 2	25 nf	IP 65, IP 67, IP 69K / III	KI5308
M30	PNP, NO	0.5...40	IO-Link COM 2	25 nf	IP 65, IP 67, IP 69K / III	KI5309
M30	PNP, NC	0.5...24	IO-Link COM 2	15 qf	IP 65, IP 67, IP 69K / III	KI5310
M30	PNP, NO	0.5...24	IO-Link COM 2	15 qf	IP 65, IP 67, IP 69K / III	KI5311
M18	NPN, NO	0.5...30	IO-Link COM 2	15 nf	IP 65, IP 67, IP 69K / III	KG5306
M18	PNP, NC	0.5...30	IO-Link COM 2	15 nf	IP 65, IP 67, IP 69K / III	KG5307
M18	NPN, NO	0.5...30	IO-Link COM 2	15 nf	IP 65, IP 67, IP 69K / III	KG5308
M18	PNP, NO	0.5...30	IO-Link COM 2	15 nf	IP 65, IP 67, IP 69K / III	KG5309
M18	PNP, NC	0.5...9	IO-Link COM 2	8 qf	IP 65, IP 67, IP 69K / III	KG5310
M18	PNP, NO	0.5...9	IO-Link COM 2	8 qf	IP 65, IP 67, IP 69K / III	KG5311




Mounting accessories

Type	Description	Order no.
	Fixing clamp with reducing bush for M18 types	E10076
	Fixing clamp with reducing bush for M30 types	E10077
	Mounting clamp with end stop for M18 types	E11048
	Mounting clamp with end stop for M30 types	E11049
	Mounting adapter for M30 types, G 1 1/1", POM	E11033
	Mounting adapter for M30 types, G 1 1/4", PVDF	E11036
	Mounting adapter for M18 types, G 3/4", POM	E43900
	Mounting adapter for M18 types, G 1", PVDF	E43904

Further technical data

Operating voltage	[V DC]	10...30
Switching frequency	[HZ]	40
Short-circuit protection		•
Reverse polarity / overload protection		• / •
Ambient temperature	[°C]	-25...80
Medium temperature	[°C]	-25...110
Housing material		PBT

IO-Link accessories

Type	Description	Order no.
	Memory plug, parameter memory for IO-Link sensors	E30398
	LR DEVICE (supplied on USB flash drive) Software for online and offline parameter setting of IO-Link sensors	QA0011
	USB IO-Link master for parameter setting and analysis of units Supported communication protocols: IO-Link (4.8, 38.4 and 230 kBits/s)	E30390

We reserve the right to make technical alterations without prior notice. · 04/2018