




# Optimised pressure transmitter with improved accuracy.



Compact and robust remake of the tried-and-tested PA series.

- 0.5 % overall accuracy.
- Variants with 4...20 mA or 0...10 V analogue output.
- Ceramic capacitive measuring means long-term stability and overload protection.
- Excellent price / performance ratio.

IP 67

0...10 V

4...20 mA

Vibration and shock resistant

## A new generation of the PA series

The new design and improved technology of this tried-and-tested pressure transmitter family is distinguished by a higher overall accuracy of 0.5 % and a more compact housing. The tried-and-tested pressure sensing principle using a ceramic-capacitive measuring cell ensures reliable and long-term stable analogue values in mobile and stationary hydraulic applications.

The improved housing design allows for more applications and additional application solutions.

The units can be installed more easily in narrow applications that are difficult to access. This update is completed by an attractive price, complemented by the added value of maximum plant uptime.



fluid sensors  
and diagnostic  
systems

position  
sensors  
and object  
recognition

bus,  
identification  
and control systems



**Ceramic measuring cell**  
**Process connections G 1/4 male, G 1/4 female**  
**Measuring range -1...600 bar**




Measuring range Relative pressure [bar]	P <sub>overload</sub> max. [bar]	P <sub>bursting</sub> min. [bar]	Process connection	Operating voltage [V]	Protection	Order no.
<b>M12 connector · Output function 4...20 mA</b>						
0...600	800	1200	G 1/4 female	9.6...32 DC	IP 67	PA3060
0...400	600	1000	G 1/4 female	9.6...32 DC	IP 67	PA3020
0...250	400	850	G 1/4 female	9.6...32 DC	IP 67	PA3021
0...100	300	650	G 1/4 female	9.6...32 DC	IP 67	PA3022
0...25	150	350	G 1/4 female	9.6...32 DC	IP 65	PA3023
0...10	75	150	G 1/4 female	9.6...32 DC	IP 65	PA3024
0...2.5	20	50	G 1/4 female	9.6...32 DC	IP 65	PA3026
0...1	10	30	G 1/4 female	9.6...32 DC	IP 65	PA3027
-1...0	10	30	G 1/4 female	9.6...32 DC	IP 65	PA3029
0...250	400	850	G 1/4 male	9.6...32 DC	IP 65	PA3521
0...100	30	650	G 1/4 male	9.6...32 DC	IP 65	PA3522
0...10	50	150	G 1/4 male	9.6...32 DC	IP 65	PA3524
<b>M12 connector · Output function 0...10 V</b>						
0...400	600	1000	G 1/4 female	16...32 DC	IP 67	PA9020
0...250	400	850	G 1/4 female	16...32 DC	IP 67	PA9021
0...100	300	650	G 1/4 female	16...32 DC	IP 67	PA9022
0...25	150	350	G 1/4 female	16...32 DC	IP 65	PA9023
0...10	75	150	G 1/4 female	16...32 DC	IP 65	PA9024
0...2.5	20	50	G 1/4 female	16...32 DC	IP 65	PA9026
0...1	10	30	G 1/4 female	16...32 DC	IP 65	PA9027

You can find more pressure ranges and variants at:  
[www.ifm-electronic.com](http://www.ifm-electronic.com)

**Long-term stability**



The maximum robustness and long life ensure trouble-free and reliable operation of the pressure transmitters. The ceramic-capacitive measuring principle with a special support of the measuring diaphragm makes the pressure transmitters immune to overload operation and high pressure peaks.

**Accessories**

Type	Description	Order no.
	Adapter G 1/4 - G 1/2	E30000
	Adapter G 1/4 - G 1/4	E30007
	Flange adapter	E30003

Common technical data		
Deviation of the characteristics	[%]	0.5
Repeatability	[%]	< 0.1
Temperature drift in the range -25...80 °C		< ± 0.3 % (per 10 K)
Operating temperature	[°C]	-25...90
Medium temperature (-40...90 °C on request)	[°C]	-25...90
Load analogue output 4...20 mA [Ohm]		max. UB -9.6 V x 50
Load analogue output 0...10 V [Ohm]		min. 2000
Materials (wetted parts)		stainless steel (303S22), ceramics, FPM (Viton)
Shock resistance		50 g (11 ms)
Vibration resistance		20 g (10...2000 Hz)
Pressure cycles		100 million

**Connectors and splitter boxes (selection)**

Type	Description	Order no.
	Socket, M12, 2 m orange, PUR cable	EVC004
	Socket, M12, 5 m black, PUR cable	EVC005

ifm article no. 7511201 · Printed in Germany on non-chlorine paper. · We reserve the right to make technical alterations without prior notice. · 04.2007